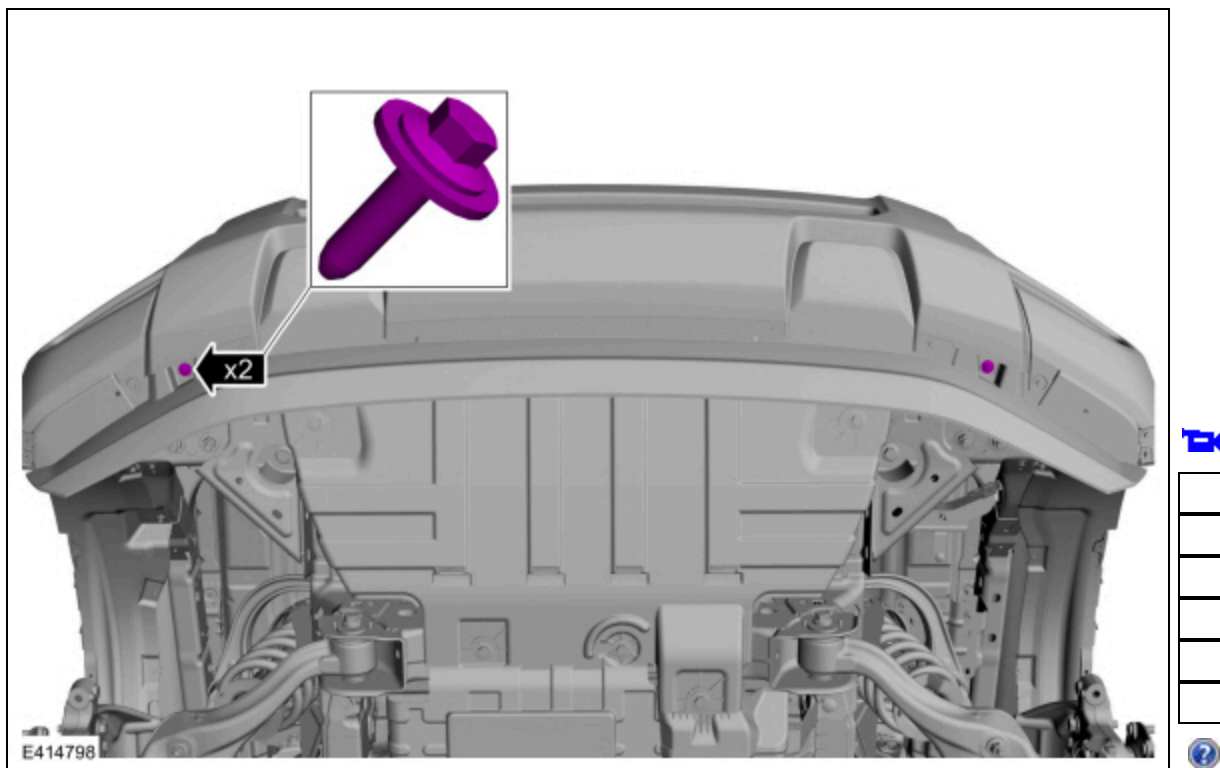


## Front Bumper Cover

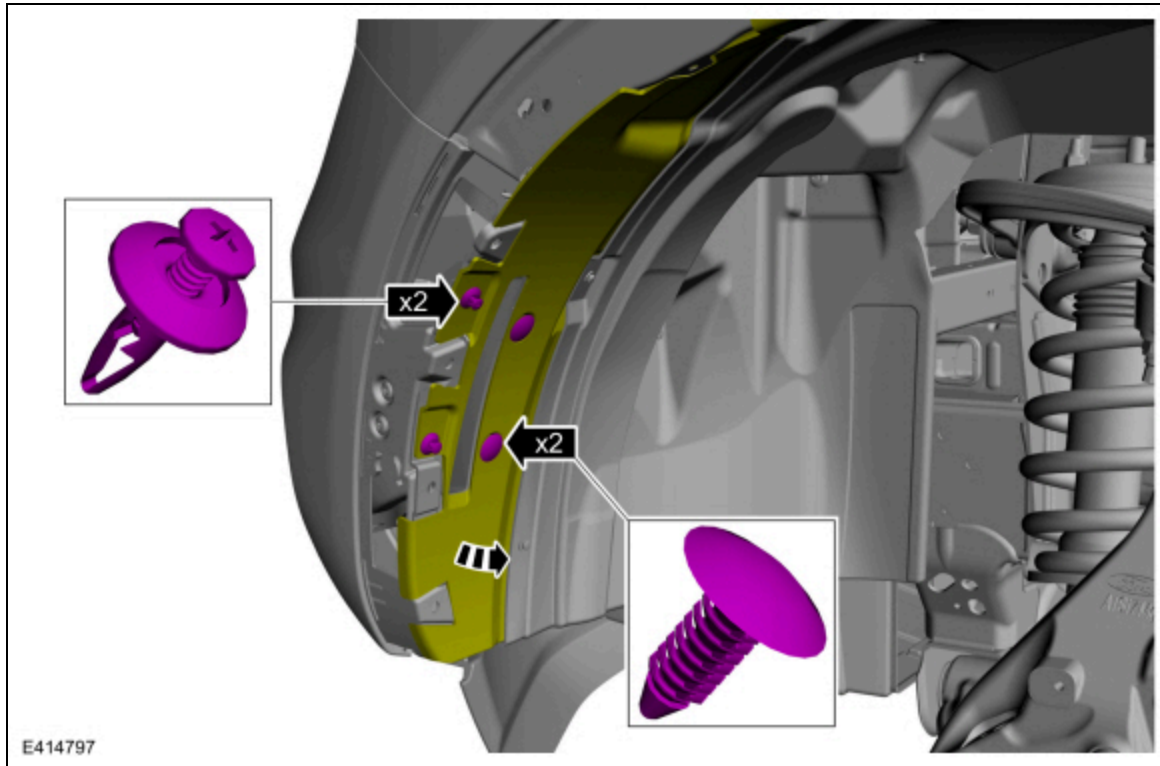
### Removal

**NOTE:** Removal steps in this procedure may contain installation details.

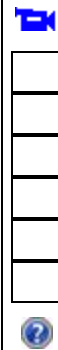
1. Remove the radiator grille.  
Refer to: [Radiator Grille](#) (501-08 Exterior Trim and Ornamentation, Removal and Installation).
2. With the vehicle in NEUTRAL, position it on a hoist.  
Refer to: [Jacking and Lifting](#) (100-02 Jacking and Lifting, Description and Operation).
3. Remove the front fender moulding.  
Refer to: [Front Fender Moulding](#) (501-08 Exterior Trim and Ornamentation, Removal and Installation).
4. Remove the front bumper cover bolts.  
*Torque: 97 lb.in (11 Nm)*



5. On both sides.  
Remove the trim pins and position the fender liner aside.



E414797

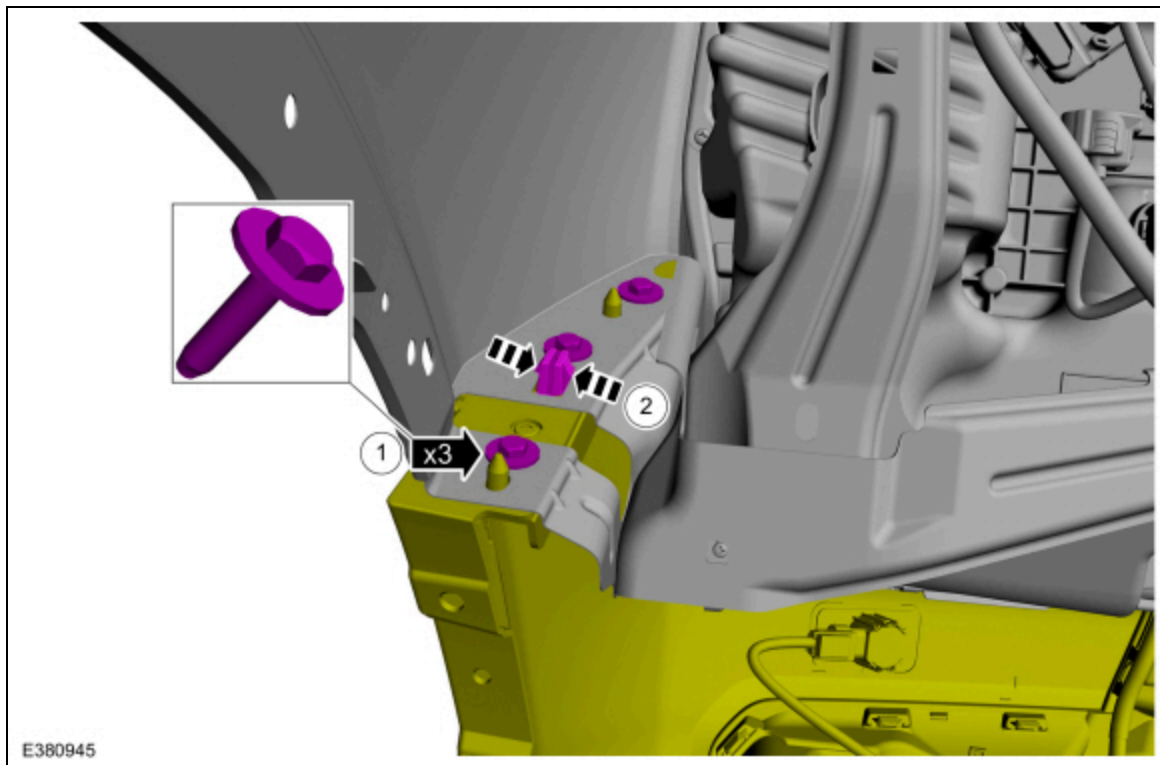


6. On both sides.

1. Remove the bolts.

*Torque: 42 lb.in (4.8 Nm)*

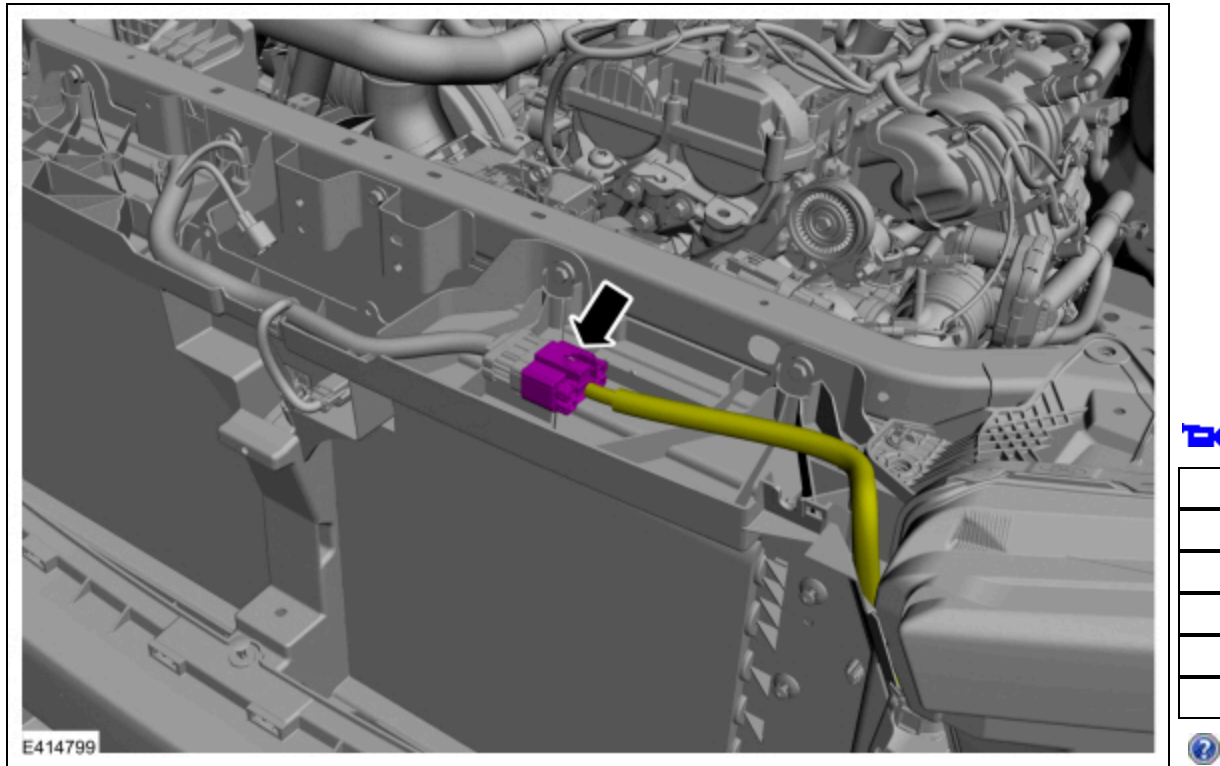
2. Release the tab and detach the front bumper cover from fender.



E380945

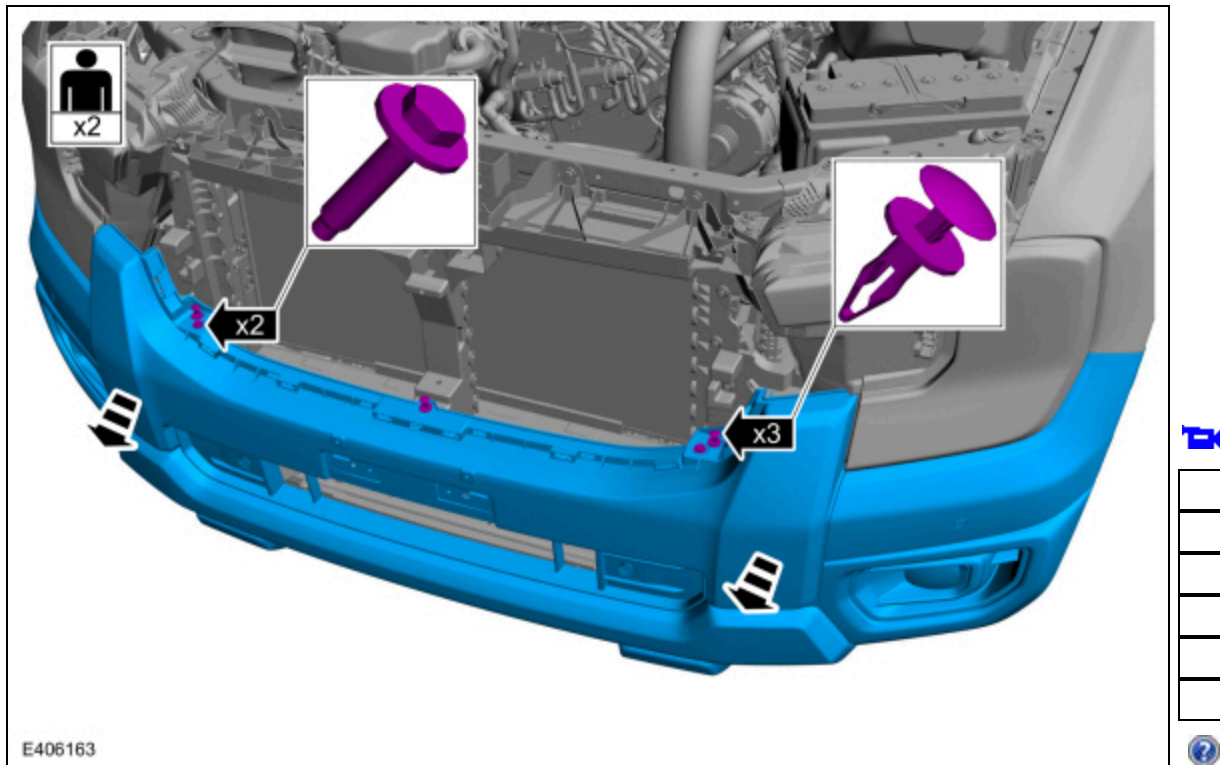


7. Disconnect the electrical connector.



8. **NOTE:** This step requires the aid of another technician.

- Remove the bolts.  
Torque: 42 lb.in (4.8 Nm)
- Remove the push pins and the front bumper cover.



## Installation

1. To install, reverse the removal procedure.

**Vehicles With: Front Parking Aid**

2. If replacing the front fender moulding.  
Check the alignment of the front parking aid sensors.  
Refer to: [Azimuth System Check](#) (413-13A Parking Aid - Vehicles With: Rear Parking Aid, General Procedures).  
Refer to: [Elevation System Check](#) (413-13A Parking Aid - Vehicles With: Rear Parking Aid, General Procedures).
3. If any sensor fails the check, diagnose the sensor fault.  
Refer to: [Parking Aid](#) (413-13C Parking Aid - Vehicles With: Active Park Assist, Diagnosis and Testing).

**Vehicles With: Active Park Assist**

4. If replacing the front fender moulding.  
Check the alignment of the front active park assist sensors.  
Refer to: [Azimuth System Check](#) (413-13A Parking Aid - Vehicles With: Rear Parking Aid, General Procedures).
5. If any sensor fails the check, diagnose the sensor fault.  
Refer to: [Parking Aid](#) (413-13C Parking Aid - Vehicles With: Active Park Assist, Diagnosis and Testing).

© Copyright 2024, Ford Motor Company.

---