

Next-Generation

Ranger

2022MY



#NextGenRanger

Ford

Bigger, tougher, smarter



Say hello to the best Ranger ever built.
Designed and engineered in Australia – but made for over 180 countries – this is
the perfect partner for work, family and play. Live your Ranger life your way.



The Next-Generation Ford Ranger has undergone unrelenting global testing from sub-zero to +50° celsius temperatures to ensure it's robust, rugged and capable. Its high-strength steel frame and steel body ensure the Ranger's Built Ford Tough reputation for quality, durability and strength.

Certain vehicle models, options, packs and accessories shown throughout this brochure are scheduled to launch progressively in 2022 and additional wait times may apply. Vehicle undercarriage should be cleaned with fresh water after driving on sand.

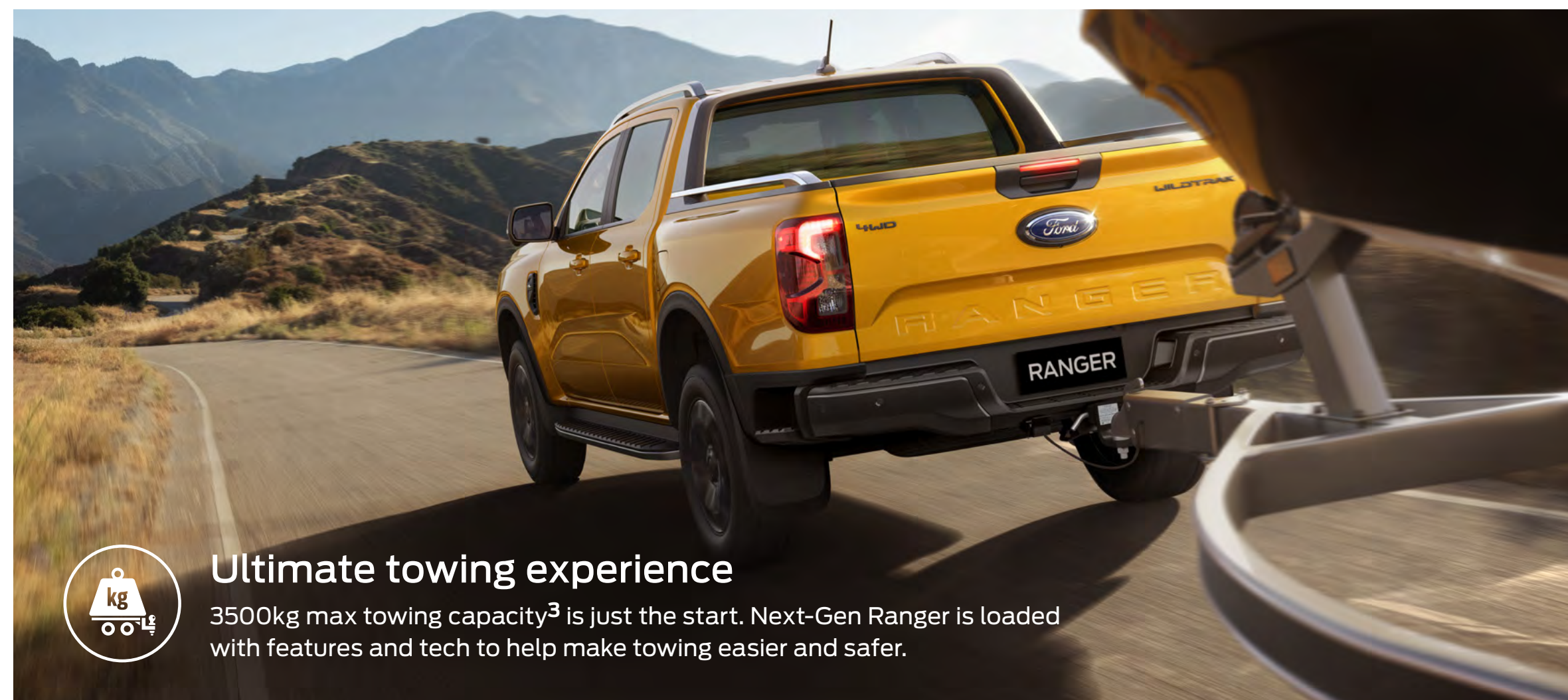


V6 3.0L diesel power

A powerful new premium 3.0-litre V6 Turbo Diesel engine¹ headlines a range of improved diesel powertrains.

Next-Gen power & capability

New and upgraded engines, together with a range of automatic transmissions and selectable drive modes², make the Next-Gen Ranger ready to tackle almost anything.



Ultimate towing experience

3500kg max towing capacity³ is just the start. Next-Gen Ranger is loaded with features and tech to help make towing easier and safer.



Selectable Drive Modes² optimise performance for different surfaces, road conditions and vehicle usage.

Our most versatile Ranger ever

Ranger helps you make light work of any job, with integrated rear box step⁴, new Cargo Management System, a wider load box that fits 'Euro' pallets (1,200mm x 800mm) and tailgate work bench.



Rear box step

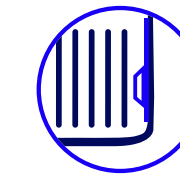
A tough integrated step⁴ makes accessing the cargo area easier and safer than ever before.

Better ways to work



Clamp pockets⁵

On pick-up models, two clamp pockets on the end of the tailgate allow you to clamp timber or tools to the tailgate work bench. They're concealed by spring-loaded capping when not in use.



Wildtrak's Cargo management system

Wildtrak's tie down cleats can be configured to your specific needs, with an adjustable internal load rail on each side of the bed. Cleats slide and lock into 9 locations and are load rated to 250kg.



Fits a pallet

Next-Gen Ranger has a wider track providing more room between the wheel arches. You can now load a standard sized 'Euro' pallet (1,200mm x 800mm) in the bed.



Improved bedliner

The ribs on the floor of the moulded bedliner⁶ are now wider, offering more surface area to better grip cargo, and a more comfortable surface to kneel on.



Zone lighting⁷

On selected models, a network of lights including headlamps, external mirror puddle lamps and rear box lamps work together to illuminate the perimeter of the vehicle so you can work or play into the night.



Driver Assistance



Active Park Assist 2.0⁸

On Wildtrak and Raptor, Active Park Assist 2.0 helps reduce the stress of parking by taking over the steering, shifting, braking and acceleration to navigate parallel or perpendicular parking spaces with ease. The system also includes Park Out Assist, which provides assistance when exiting a parallel parking spot.



Blind Spot Monitoring with Cross Traffic Alert⁹ & Trailer Coverage¹⁰

Available on pick-up models, this feature helps you change lanes, alerts you when a vehicle enters the blind spot zone and will even resist the lane change if the driver misses the warning. Cross-Traffic Alert warns of traffic approaching from the sides when the vehicle is in reverse.



Intelligent Adaptive Cruise Control with Stop & Go, Traffic Sign Recognition and Lane Centering¹¹

On selected models, this feature allows you to maintain a preset speed and distance from the vehicle ahead, with Traffic Sign Recognition automatically adjusting to the posted speed limit. If traffic slows in front of you, the vehicle will automatically slow down and come to a stop and then return to your set cruising speed once traffic clears. Plus, Lane Centering helps keep your vehicle centered in the lane.



360-Degree Camera¹²

On selected models, offers a bird's-eye top-down view around your vehicle, making it easier than ever to navigate tight spaces and crowded parking lots.



Wireless Connection

Connect to **Apple CarPlay™¹⁵** and **Android Auto™¹⁵** without a cable in sight. This cordless connection makes life easy and uncluttered.

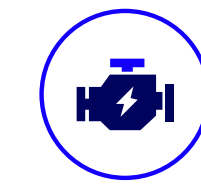
Ranger connects with you

Every Ranger comes fitted with an embedded modem known as **FordPass¹⁶ Connect**.

Once activated, using the FordPass App on your smartphone you can locate your vehicle, lock and unlock the doors, and even start the engine remotely.



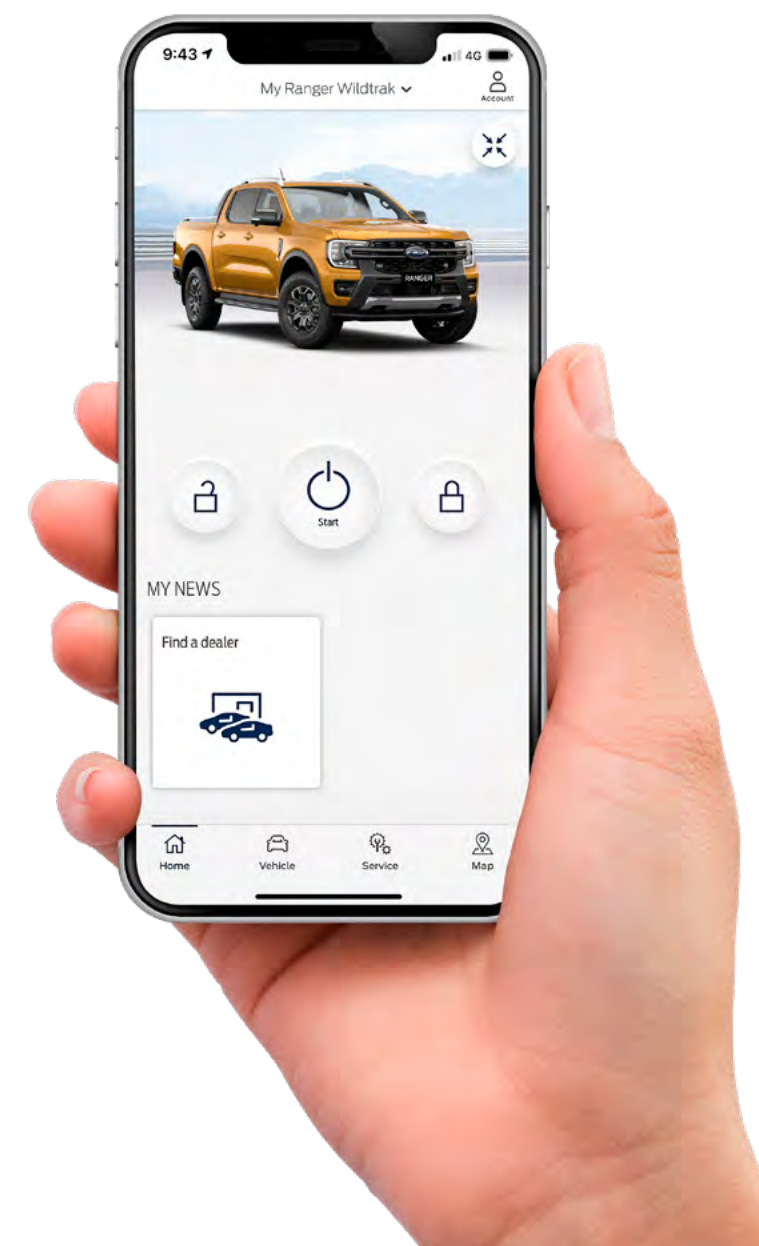
Remote start to heat or cool cabin to last known setting



Receive Health Alerts or check Vehicle Status



Check your fuel level remotely



Effortless interactivity

The Next-Gen Ranger lets you experience a whole new world of connectivity, with wireless charging,¹⁴ wireless connection and the interactive **SYNC® 4A¹³** infotainment system.

SYNC® 4A¹³

An interactive in-vehicle communication and entertainment system with a host of features, made easier by the system showing your last 5 actions, wireless smartphone integration, and a 10.1-inch or 12-inch touchscreen.

Wireless Charging Pad¹⁴

On selected models, avoid the hassle of having to plug in your phone: simply place it on the Ranger's wireless charging pad and you're good to go.



Next-Gen ownership experience



We're constantly introducing new tools and services, designed to adapt to your needs throughout the life of your vehicle.



Got questions? Speak with our Ranger Experts. Get personalised expert advice to learn about the advanced features of the Next-Gen Ranger, or even buying advice on what model best suits your lifestyle. Our Experts can be accessed via ford.com.au. If available you can speak to them live or make a booking for a future appointment, all at a time convenient to you.



Launching later this year, the Discover Your Ford learning hub will be available to help you with everything from connecting FordPass to making the most of Drive Modes. Plus there's lots more to come!

Ford Premier Motor Insurance¹⁷

Ford Genuine Parts maintain the integrity of your car by ensuring it performs the way it's meant to.

It's the same with genuine Ford Premier Motor Insurance. Because it's made specifically for your Ford, it offers these key features to restore your car to how it was before the accident:



3 Year New for Old Replacement¹⁸

If your Ford is beyond repair and less than 3 years old, we'll replace it with a new one



New Genuine Parts¹⁹

We look after the integrity of your Ford by only using New Genuine Parts, when possible



Choice of Repairer

You can choose the repairer that suits you best, because we're all about offering you flexibility



Flexible Payment Options²⁰

We offer easy monthly repayments at no extra cost



For more information, visit ford.com.au/owners/insurance

Service made easy



When you service at Ford with our factory trained technicians, your peace of mind is our top priority.

We use Genuine Ford Parts made for your vehicle (where possible) and provide you with a vehicle health report, so you know your vehicle is being maintained the way it should. Take advantage of all the Ford Service Benefits on offer.

Service Loan Car²¹

So we can keep you on the road when you're getting your car serviced, you can take advantage of our Service Loan Car program.

Roadside Assistance²²

Enjoy Ford National Roadside Assistance with your vehicle purchase and following each General Service at a participating Ford Dealer. Retail customers also receive Auto Club Lifestyle Membership.

Low Price Tyre Guarantee²³

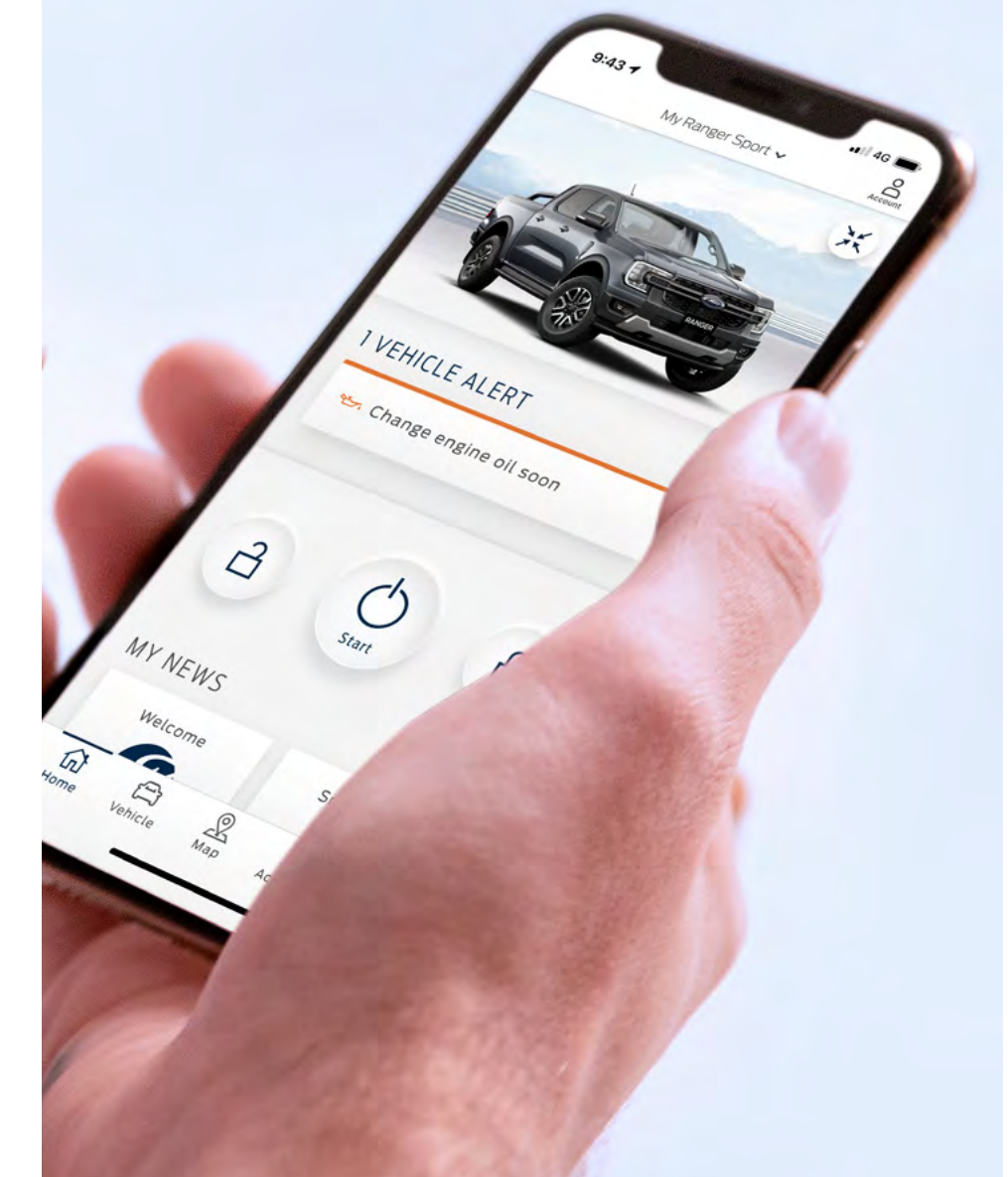
Get great prices on the most trusted tyre brands. We'll match any competitors' price on selected tyres we stock, guaranteed.

Discover the full range of Ford service benefits by visiting ford.com.au/owners/service



Vehicle shown with optional Premium Pack and optional accessories.

Intelligent Oil Life Monitoring System (IOLM)



Smart oil servicing

The Intelligent Oil Life Monitor is a smart system that measures the performance of your vehicle's oil and alerts you that the oil needs changing via the instrument cluster or FordPass¹⁶ App.



Nobody knows your Ford like we do

There's no better way to personalise your Ford than with the wide range of Ford accessories available soon for every model.

From fridges and driving lights, to canopies and bull bars, you'll find lots of options to make your Ford uniquely your own at one of our nation-wide Dealers.



Vehicle shown fitted with optional accessories scheduled to launch progressively in 2022 and additional wait times may apply.



Genuine Quality

Every Ford Genuine and Ford Licensed Accessory has undergone a rigorous evaluation process by Ford engineers to ensure it's fully compatible with your vehicle for optimal integration and performance.



Five Year Warranty

Enjoy complete peace of mind with all Ford Genuine and Ford

Licensed Accessories, backed by a full Ford Warranty of up to 5 Years and unlimited kilometres.²⁴



Australia Wide

Our vast national network of Ford Dealers means there's a fitment centre

conveniently located near you. Always up-to-date with thorough knowledge of the newest products and latest technical information, your local Ford Dealership is the perfect place for all your accessory needs.



4X4 ACCESSORIES

Ford has joined forces with ARB to create an exciting range of 4x4 accessories designed for the Ford Ranger. You can choose from a large selection of ARB 4x4 accessories, backed by Ford's 5 year unlimited kilometre warranty,²⁵ from your local participating Ford Dealer, and the range will continue to expand.



The Range

Ranger XL



Capable and reliable, Ranger XL is ready to work

Ranger XLS



With a black grille and 16-inch alloys, it's as capable as it is comfortable

Ranger XLT



Tough, comfortable and connected, it's all you need for work, family & play

Ranger Sport



Modern dark accents, 18-inch alloy wheels and ebony interior finish

Ranger Wildtrak



Distinctive appearance, premium interiors and packed with technology

Choose your colour



Arctic White



Aluminium*



Meteor Grey*



Shadow Black*



Blue Lightning**



Sedona Orange*



Luxe Yellow**~

*Prestige paint colours available at additional cost ^Not available on Wildtrak ~Wildtrak exclusive colour.

Contact us

If you have any questions or concerns, please contact our Customer Relationship Centre on 13 FORD (13 3673) or email foacaust1@ford.com

Ford for good

From supporting national causes to community volunteering, we take our social responsibility seriously. Find out more at ford.com.au/about/community

Running a fleet?

Our Ford Fleet team is here to assist you in any way we can. Please call 1300 13 13 30 or email askfleet@ford.com



Discover more at ford.com.au

1. Standard XLT 4x4 Double Cab Cab-Chassis. Available at additional cost on 4x4 XLT Double Cab pick-up, Sport & Wildtrak.

2. Some drive modes available on 4x4 only. Drive modes not available on XL models. Rotary dial to change drive modes is standard on Sport, Wildtrak and Raptor models only. A push button to change drive modes is standard for XLS & XLT models. Driver-assist features are supplemental and do not replace the driver's attention, judgment and need to control the vehicle. May not operate at certain speeds, or in certain driving, road or weather conditions. See Owner's Manual for more information.

3. Maximum towing capacity-braked using a Genuine Ford tow pack (Standard on XLT, Sport, Wildtrak models. Optional as part of a pack at additional cost on XL and XLS). Subject to State and Territory regulations. To comply with these limits, occupants and / or luggage may need to be restricted to not exceed the GCM and GVM limits. For further details regarding passenger and luggage restrictions, please consult your authorized Ford Dealer and / or refer to the Owner's Manual.

4. Only on pick-up models, excluding Raptor.

5. Only on pick-up models.

6. Not available on chassis cab models. Standard on XLT Double Cab, Sport & Wildtrak pick-up models. Not available on XL, XLS or XLT Super Cab and Raptor models.

7. Zone Lighting standard on Wildtrak and Raptor only. Optional as part of a pack at additional cost on XLT 4x4 and Sport pick-up models. Not available on XL, XLS, XLT 4x2 or XLT Chassis Cab. Zone Lighting will not operate if battery charge is insufficient. The length of time that Zone Lighting will operate depends on the battery charge, the types of lights fitted to the vehicle (LED or Bulb) and other electrical loads connected to the vehicle. The system will automatically turn off after a period of time to preserve the battery's engine starting performance.

8. Available on Wildtrak and Raptor only. Driver-assist features are supplemental and do not replace the driver's attention, judgment and need to control the vehicle. May not operate at certain speeds, or in certain driving, road or weather conditions. See Owner's Manual for more information.

9. Standard on pick-up models only. Driver-assist features are supplemental and do not replace the driver's attention, judgment and need to control the vehicle. May not operate at certain speeds, or in certain driving, road or weather conditions. See Owner's Manual for more information.

10. Trailer Coverage system (requires a genuine factory fit tow bar) supports conventional trailer dimensions: up to 2.4m wide (measured at trailer front) and up to 10m long from the rear of your vehicle. Drivers will need to create a profile of their trailers in SYNC to support this system.

11. Standard on XLT, Sport, Wildtrak & Raptor. Not available on XL, XLS models. Driver-assist features are supplemental and do not replace the driver's attention, judgement and need to control the vehicle. May not operate at certain speeds, or in certain driving, road or weather conditions. Please see Owner's Manual for more information. iACC uses various data to adjust the set speed of the vehicle to the speed limit detected by the system. The iACC system will not always detect the correct speed limit and may set a vehicle speed that is above or below the actual speed limit. If the system does this, it can be overridden by the driver applying the brake or accelerator. ACC and Lane Centering has a minimum operating speed of 20km/hr. Detection of lower speed limit will result in system entering standby. The Stop and Go functionality of this system operates as low as 0km/hr in traffic jam situations. Customers should read the Owner's Manual for full details of the limitations of the iACC system before activating the system.

12. Standard on Wildtrak and Raptor only. Optional as part of a pack at additional cost on XLT 4x4 and Sport pick-up models. Not available on XL, XLS, XLT 4x2 or XLT Chassis Cab. Driver-assist features are supplemental and do not replace the driver's attention, judgment and need to control the vehicle. May not operate at certain speeds, or in certain driving, road or weather conditions. See Owner's Manual for more information.

13. Not all SYNC 4A features are compatible with all phones. 10.1-inch touchscreen on XL, XLS, XLT and Sport models. 12-inch touchscreen on Wildtrak and Raptor.

14. Wireless Charging only available with compatible phones. Standard on Sport, Wildtrak & Raptor models. Not available on XL, XLS & XLT.

15. Apple CarPlay™ / Android Auto™ requires compatible phone with compatible version of Apple iOS / Android™ (as applicable) and active data service. SYNC does not control Apple CarPlay™ / Android Auto™ while in use. Apple / Google and other third parties are responsible for their respective functionality. Message and data rates may apply. Apple CarPlay, Siri Eyes Free, iPod and iPhone are trademarks of Apple Inc. registered in the US and other countries. Android Auto and Google Maps are trademarks of Google Inc. Ford Applink is available on selected SYNC models and is compatible with select smartphone platforms. Warning: Local laws prohibit some phone functions while driving. Check your local road rules before using these functions.

16. Use of FordPass is subject to the FordPass Terms and Privacy Policy available on ford.com.au/fordpass and requires a compatible mobile device, internet access and software (including software updates from time to time). You are responsible for internet access, mobile network data and voice call services required for your use of the FordPass App on your mobile device, including associated fees. The FordPass App and FordPass Connect modem can only work when both are connected to the telecommunications network. Ford cannot guarantee that FordPass will be in fully operating condition at all times and the FordPass App may be unavailable or particular FordPass services interrupted. Ford is not responsible for any limitations or restrictions of the telecommunications network or of your mobile device. Warning: Local laws prohibit some phone functions while driving. Check your local road rules before using these functions. Use Remote Vehicle Start and Stop responsibly and only in well ventilated areas where you are aware of your vehicle's surroundings.

17. Insurance Conditions Apply: Available at participating Ford Dealers. Retail and Small business customers only. Eligibility for customer or vehicle is subject to meeting the Ford Premier Motor Insurance underwriting criteria and will be determined according to personal circumstances. To check eligibility, contact Ford Premier Motor Insurance on 1300 203 090. The insurer of this Ford Premier Motor Insurance is Allianz Australia Insurance Limited ABN 15 000 122 850, AFS Licence Number 234708. 10 Carrington Street, Sydney NSW 2000. In arranging this insurance Ford Motor Company of Australia Pty Limited ABN 30 004 116 223 ("Ford Australia") and the authorised dealers act on behalf of Allianz and not as your agent. Neither Ford Australia nor any of its related companies have any liability in respect of this policy. We do not provide advice on this insurance based on any consideration of your objectives, financial situation or needs. Cover subject to policy terms, conditions, limits and exclusions. Before making a decision about this insurance please consider the Product Disclosure Statement (PDS). The PDS and Target Market Determination are available by calling us. If you purchase this insurance we receive a commission from Allianz. For further information or assistance please contact 1300 20 30 90.

18. We will replace your vehicle with a new vehicle of the same make, model, engine size, features and paint type including any modifications, options and accessories, so long as it is available in Australia, provided: your vehicle is a total loss; you purchased it new (or as a demonstrator model) from the manufacturer or their dealer; where your

vehicle is financed, your financier has given us written consent; and your vehicle is less than three years old from when it was first registered at the time it is declared a total loss.

19. If we accept a claim but are unable to fix a damaged part, where available in Australia at time of repair, we will use a new genuine manufacturer part. If new genuine is not available we will use genuine reconditioned or recycled manufacturer parts or Australian Design Rules certified new, recycled or reconditioned parts.

20. Premiums payable by instalments may be subject to minor adjustments (upwards or downwards) due to rounding and financial institution transaction fees may apply.

21. Available at participating dealers on scheduled services or overnight warranty repairs. Private and Blue, Silver and Gold Business Fleet customers only. Provision of a Service Loan Car may be dependent on advanced booking and availability. See www.ford.com.au/service/t-and-c for full terms.

22. Available to Private and Blue Business Fleet customers with vehicles up to 7 years old from date of first vehicle registration. Roadside Assistance and Auto Club Lifestyle Membership is included for 12 months or until your next eligible standard service (whichever occurs first) at a Ford Dealership. Customers must comply with scheduled servicing intervals to maintain continuity of membership. See www.ford.com.au/service/owners/t-and-c for full terms.

23. The Low Price Tyre Guarantee offer is available to private retail and Blue Business Fleet customers on Dunlop, Goodyear, Pirelli, Firestone, Bridgestone, Michelin, Continental, BFGoodrich, and General Tire tyres that are stocked by participating Ford dealers. Competitor tyres must be new and identical from an Australian tyre retailer. Offer includes "4 for 3" or similar competitor offers, but excludes competitor cashback offers, gift cards, "wheel and tyre bundles" tyres purchased under an instalment payment plan, clearance and liquidation stock, and any competitor quotes that cannot be verified. Customer must present a competitor quote for a competitor tyre (Competitor Tyre) that includes the date of generation, tyre specification information (i.e. brand, quality, size, speed, load, and sidewall) and price of the tyre. If the Competitor Tyre quoted price does not include fitment, the participating Ford dealer will deduct \$25 from their quoted price to determine the Price Match Tyre price. For quotes or advertising from online retailers or retailers located more than 80km from the participating Ford dealer, a freight charge of \$20 per tyre will be added to the quoted price to determine the Competitor Tyre price. Competitor quote date must be within 30 days of Price-Matched Tyre purchase date. Competitor quote can be presented at the time of purchase (in which case, the customer will pay the competitor price), or within 30 days of purchase (in which case, the customer will receive a refund equal to the difference between the amount paid at time of purchase, and the Competitor Tyre price). Competitor quote must be a printed quote or web-based advertisement. Ford reserves the right to call the competitor to verify the price and availability of the tyre quoted. Verbal or handwritten quotes, personal customer discounts, personal customer quotes received via email, and other quotes that cannot be verified are ineligible. Ford reserves the right to vary or withdraw the Low Price Tyre Guarantee offer at any time.

24. Warranty conditions apply. 5 year/unlimited km Ford Express New Vehicles Warranty applies to new, demonstrator and service loaner vehicles. Our goods come with consumer guarantees that cannot be excluded under the Australian Consumer Law. Our warranty does not limit and may not exceed your rights under those guarantees.

25. When fitted to your new vehicle by our Ford factory-trained technicians prior to delivery. For full details please visit our Warranties page at: <https://www.ford.com.au/owners/warranties/>.

Specifications listed in the following pages

4x2 | XL, XLS, XLT Ranger 2022MY Specifications

	XL	XL	XL	XL	XLS	XLT
	4x2 High-Rider Single Cab Cab-Chassis	4x2 High-Rider Super Cab Cab-Chassis	4x2 High-Rider Double Cab Cab-Chassis	4x2 High-Rider Double Cab Pick-up	4x2 High-Rider Double Cab Pick-up	4x2 High-Rider Double Cab Pick-up
Engine	2.0L Single Turbo	2.0L Single Turbo	2.0L Single Turbo	2.0L Single Turbo	2.0L Bi -Turbo	2.0L Bi -Turbo
Maximum Power	125kW @ 3,500rpm	125kW @ 3,500rpm	125kW @ 3,500rpm	125kW @ 3,500rpm	154kW @ 3,750rpm	154kW @ 3,750rpm
Maximum Torque	405Nm @ 1,750-2,500rpm	405Nm @ 1,750-2,500rpm	405Nm @ 1,750-2,500rpm	405Nm @ 1,750-2,500rpm	500Nm @ 1,750-2,000rpm	500Nm @ 1,750-2,000rpm
Transmissions						
6-speed automatic transmission	S	S	S	S	-	-
10-speed automatic transmission	-	-	-	-	S	S
Driveline						
RWD	S	S	S	S	S	S
Part-time 4x4	-	-	-	-	-	-
Full-time 4WD	-	-	-	-	-	-
Selectable Drive Modes ¹ :						
- Normal	-	-	-	-	S	S
- Eco	-	-	-	-	S	S
- Tow / Haul	-	-	-	-	S	S
- Slippery	-	-	-	-	S	S
- Mud / Ruts ²	-	-	-	-	-	-
- Sand ³	-	-	-	-	-	-
- Sport	-	-	-	-	-	-
- Baja ⁴	-	-	-	-	-	-
- Rock Crawl ⁵	-	-	-	-	-	-
Fuel						
Combined Fuel Economy (L/100km) (Auto) ⁶	7.6	7.6	7.6	7.8	7.3	7.5
CO ₂ Emissions (g/km) (Auto) ⁶	199	199	199	204	192	196
Fuel Tank Capacity (L)	80	80	80	80	80	80
Fuel Type	Diesel	Diesel	Diesel	Diesel	Diesel	Diesel
Vehicle Masses (kg)						
Gross Combined Mass ⁷	6200	6200	6200	6200	6250	6250
Gross Vehicle Mass ⁷	3230	3230	3250	3250	3250	3250
Front Gross Axle Weight Rating ⁷	1450	1450	1450	1450	1490	1490
Rear Gross Axle Weight Rating ⁷	1959	1959	1959	1959	1959	1959
Kerb Weight ⁷	1789	1893	1958	2113	2183	2183
Payload (based on Kerb Weight) ⁷	1441	1337	1292	1137	1067	1067
Minimum Kerb Weight ⁷	1723	1827	1891	2019	2052	2100
Payload (based on Min Kerb Weight) ⁷	1507	1403	1359	1231	1198	1150
Tare Weight ⁷	1725	1829	1894	2049	2119	2119
Chassis & Suspension						
Front Disc / Rear Drum brakes	S	S	S	S	S	-
Front and rear vented discs with electronic Brake Booster	-	-	-	-	-	S
Electrical Power Assisted Steering	S	S	S	S	S	S
Locking Rear Differential	P	P	P	P	P	S

4x2 | XL, XLS, XLT Ranger 2022MY Specifications

Certain vehicle models, options, packs and accessories listed are scheduled to launch progressively in 2022 and additional wait times may apply.

	XL	XL	XL	XL	XLS	XLT
	4x2 High-Rider Single Cab Cab-Chassis	4x2 High-Rider Super Cab Cab-Chassis	4x2 High-Rider Double Cab Cab-Chassis	4x2 High-Rider Double Cab Pick-up	4x2 High-Rider Double Cab Pick-up	4x2 High-Rider Double Cab Pick-up
Engine	2.0L Single Turbo	2.0L Single Turbo	2.0L Single Turbo	2.0L Single Turbo	2.0L Bi -Turbo	2.0L Bi -Turbo
Wheels						
16" Steel with All Season Tyres	S	S	S	S	-	-
16" Alloy with All Season Tyres	-	-	-	-	S	-
17" Alloy with All Season Tyres	-	-	-	-	-	S
17" Alloy with All Terrain BF Goodrich KO2 Tyres	-	-	-	-	-	-
18" Alloy with All Season Tyres	-	-	-	-	-	-
18" Alloy with All Terrain Tyres	-	-	-	-	-	-
Spare Wheel - 16" Steel	S	S	S	S	S	-
Spare Wheel - 17" Steel	-	-	-	-	-	S
Spare Wheel - 17" Alloy	-	-	-	-	-	-
Spare Wheel - 18" Alloy	-	-	-	-	-	-
T285/70 R17 BF Goodrich KO2 High Performance All-Terrain tyres	-	-	-	-	-	-
Exterior Lighting						
Headlamps - Halogen	S	S	S	S	S	-
Headlamps - LED	-	-	-	-	-	S
Headlamps - Matrix LED with Auto Leveling & Dynamic Bending	-	-	-	-	-	-
Daytime Running Lamps - Halogen	S	S	S	S	S	-
Daytime Running Lamps - LED	-	-	-	-	-	S
Front Fog Lamps - Halogen	-	-	-	-	S	S
Front Fog Lamps - LED	-	-	-	-	-	-
Taillamps - Halogen	S	S	S	-	-	-
Taillamps - LED	-	-	-	S	S	S
Tailgate Mounted Stop Light	-	-	-	S	S	S
Zone Lighting ⁸	-	-	-	-	-	-
Exterior						
Exterior Mirrors - Power Adjustable	S	S	S	S	S	S
Exterior Mirrors - Power Folding & Heated	-	-	-	S	S	S
Exterior Mirrors - Puddle Lamps	-	-	-	-	-	-
Steel Underbody Protection	P	P	P	P	P	P
Side Steps	-	-	-	-	S	S
Rear Box Step	-	-	-	S	S	S
Roof Rails	-	-	-	-	-	-
Sports Bar	-	-	-	-	-	S
Sports Hoop/Sailplane	-	-	-	-	-	-

S = Standard **O** = Factory Option that can be ordered before a vehicle is manufactured at an additional cost
P = Part of a Pack that can be ordered before a vehicle is manufactured at an additional cost **A** = Accessory fitted at Ford Dealer at an additional cost
Some features may be impacted by the removal of the standard load box fitted to the vehicle.

Disclaimer:
1. Driver-assist features are supplemental and do not replace the driver’s attention, judgment and need to control the vehicle. May not operate at certain speeds, or in certain driving, road or weather conditions. See Owner’s Manual for details and limitations. **2.** Mud/Rut Mode intended for off-road use only. **3.** Sand Mode intended for off-road use only. **4.** Baja Mode intended for off-road use only. **5.** Rock Crawl Mode intended for off-road use only. **6.** Fuel consumption and emissions as per ADR 81/02 (combined cycle) and to be used for vehicle comparison purposes only. It is unlikely that these fuel consumption and emissions figures will be achieved in real world driving conditions. Actual fuel consumption and emissions will depend on many factors including the driver’s habits, prevailing conditions and the vehicle’s equipment, options and accessories, condition and use. **7.** Subject to State and Territory regulations. Kerb Weight includes the vehicle with a full tank of fuel, without occupants, luggage or cargo and with the heaviest possible combination of factory fitted optional equipment included. Minimum Kerb Weight includes the vehicle with a full tank of fuel, without occupants, luggage or cargo and with the lightest possible orderable combination of factory fit equipment. Tare Weight includes the vehicle with 10L of fuel, without occupants, luggage or cargo and with the heaviest possible combination of factory fitted optional equipment included. All payloads are calculated by deducting either the vehicle’s Kerb Weight, Minimum Kerb Weight or Tare Weight from its Gross Vehicle Mass (GVM). Payload (based on Kerb Weight) is the maximum combined value of occupants, cargo, added accessories, added structures and tow ball download (when towing). Ranger Raptor payload is calculated by deducting the vehicle’s Tare Weight from its Gross Vehicle Mass (GVM). All Chassis Cab payloads, kerb and tare weights exclude weights of tray bodies. Vehicle weights are approximate and subject to individual variances. Vehicles should be weighed before and after adding additional load, accessories or towing a trailer to ensure the maximum Gross Vehicle Mass (GVM), Gross Combined Mass (GCM) and Gross Axle Weight Ratings are not exceeded. **8.** Zone Lighting will not operate if battery charge is insufficient. The length of time that Zone Lighting will operate depends on the battery charge, the types of lights fitted to the vehicle (LED or Bulb) and other electrical loads connected to the vehicle. The system will automatically turn off after a period of time to preserve the battery’s engine starting performance.

4x2 | XL, XLS, XLT Ranger 2022MY Specifications

	XL	XL	XL	XL	XLS	XLT
	4x2 High-Rider Single Cab Cab-Chassis	4x2 High-Rider Super Cab Cab-Chassis	4x2 High-Rider Double Cab Cab-Chassis	4x2 High-Rider Double Cab Pick-up	4x2 High-Rider Double Cab Pick-up	4x2 High-Rider Double Cab Pick-up
Engine	2.0L Single Turbo	2.0L Single Turbo	2.0L Single Turbo	2.0L Single Turbo	2.0L Bi -Turbo	2.0L Bi -Turbo
Load Box Elements						
Tailgate Ruler	-	-	-	S	S	-
Drop In Bedliner (without Tailgate Ruler)	-	-	-	-	-	S
Tough Spray-In Bedliner (incl. Tailgate Ruler)	-	-	-	O	O	O
12V Socket in Bedliner	-	-	-	-	-	S
Box Top Protective Capping with Load Box Access Caps	-	-	-	S	S	S
Aluminum Tie Down Rails	-	-	-	-	-	-
Inner Tie Downs	-	-	-	S	S	S
Cargo Management System	-	-	-	-	-	-
Load Rest	-	-	-	S	S	-
Load Box Illumination	-	-	-	S	S	S
Tailgate Cargo Clamps	-	-	-	S	S	S
Tailgate Cupholders	-	-	-	S	S	S
Power Tailgate Lock	-	-	-	-	S	S
Tailgate with Lift Assistance	-	-	-	S	S	S
Power Roller Shutter	-	-	-	-	-	-
Interior, Seating and Door Trim						
Leather Wrapped Steering Wheel & Gear Knob	-	-	-	-	-	S
Steering Wheel Reach & Height Adjust	S	S	S	S	S	S
Electric Parking Brake	-	-	-	-	-	S
e-Shifter	-	-	-	-	-	-
Seating Capacity	2	4	5	5	5	5
Heated Seats - Front Driver & Passenger	-	-	-	-	-	-
Seat Material - Cloth	S	S	S	S	S	-
Seat Material - Premium Cloth	-	-	-	-	-	S
Seat Material - Leather Accented	-	-	-	-	-	-
Driver Seat - 8-Way Manual	S	S	S	S	S	S
Driver Seat - 8-Way Power	-	-	-	-	-	-
Front Passenger Seat - 4-Way Manual	S	S	S	S	S	S
Front Passenger Seat - 6-Way Manual	-	-	-	-	-	-
Front Passenger Seat - 8-Way Power	-	-	-	-	-	-
Driver & Front Passenger Seat 10-Way Power	-	-	-	-	-	-
Child Seat Upper Anchorage Points (x 2)	-	-	S	S	S	S
Child Seat ISOFIX Anchorage Points (x 2)	-	-	S	S	S	S
Floor Covering - Vinyl	S	S	S	S	-	-
Floor Covering - Carpet	-	-	-	-	S	S
Floor Mats - Driver	-	-	-	-	S	S
Floor Mats - Driver & Front Passenger	-	-	-	-	-	-
Comfort and Convenience						
Ambient Lighting	-	-	-	-	-	-
Auxiliary Switch Bank	-	-	-	-	-	-
Centre Console with Single Lid and 2 Cup Holders	S	S	S	S	S	S
Instrument Panel Cup Holders	-	-	-	-	-	-
Charging						
- Auxiliary 12V Power Outlet - Centre Console Bin	S	S	S	S	S	S
- Auxiliary 12V Power Outlet - Rear of Centre Console	-	S	S	S	S	S
- USB Ports	3	3	3	3	3	3
- Wireless Charging ⁹	-	-	-	-	-	-
- 12V Socket in Bedliner	-	-	-	-	-	S

4x2 | XL, XLS, XLT Ranger 2022MY Specifications

Certain vehicle models, options, packs and accessories listed are scheduled to launch progressively in 2022 and additional wait times may apply.

	XL	XL	XL	XL	XLS	XLT
	4x2 High-Rider Single Cab Cab-Chassis	4x2 High-Rider Super Cab Cab-Chassis	4x2 High-Rider Double Cab Cab-Chassis	4x2 High-Rider Double Cab Pick-up	4x2 High-Rider Double Cab Pick-up	4x2 High-Rider Double Cab Pick-up
Engine	2.0L Single Turbo	2.0L Single Turbo	2.0L Single Turbo	2.0L Single Turbo	2.0L Bi -Turbo	2.0L Bi -Turbo
Comfort and Convenience continued.						
Climate Control - Single-Zone Manual	S	S	S	S	S	-
Climate Control - Dual-Zone	-	-	-	-	P	S
Rear Air Vent Registers	-	-	-	-	P	S
Auto Headlamp On-Off & Auto High Beam	S	S	S	S	S	S
Front Power Windows	S	S	S	S	S	S
Rear Power Windows	-	-	S	S	S	S
Privacy Glass	-	-	-	-	-	S
Rain Sensing Windscreen Wipers	-	-	-	-	-	S
Rear Window Defrost	S	S	S	S	S	S
Electrochromatic Rear View Mirror	-	-	-	-	-	S
Underseat Stowage	-	S	S	S	S	S
Audio and Communication						
Embedded Modem	S	S	S	S	S	S
FordPass Connect ¹⁰ .	S	S	S	S	S	S
Colour Digital Instrument Cluster with Configurable Display - 8-inch	S	S	S	S	S	S
Colour Digital Instrument Cluster with Configurable Display - 12.4-inch	-	-	-	-	-	-
Colour Multi-Function Touch Screen Display - 10.1-inch	S	S	S	S	S	S
Colour Multi-Function Touch Screen Display - 12-inch	-	-	-	-	-	-
Speakers	2	4	4	4	6	6
B&O Premium Audio System (10 Speakers) ¹¹ .	-	-	-	-	-	-
Digital Audio (DAB+)	-	-	-	-	P	S
Bluetooth® with Phone/Audio Streaming ¹² .	S	S	S	S	S	S
1 Year of Connected Built In Satellite Navigation ¹³ .	-	-	-	-	P	S
SYNC®4A ¹⁴ .	S	S	S	S	S	-
SYNC®4A with Voice-Activated Controls ¹⁴ .	-	-	-	-	P	S
Steering Wheel Audio/Function Control	S	S	S	S	S	S
Wireless Apple CarPlay™ & Android Auto™ ¹⁵ .	S	S	S	S	S	S

S = Standard **O** = Factory Option that can be ordered before a vehicle is manufactured at an additional cost
P = Part of a Pack that can be ordered before a vehicle is manufactured at an additional cost **A** = Accessory fitted at Ford Dealer at an additional cost

Disclaimer:

9. Wireless Charging only available with compatible phones. **10.** Use of FordPass is subject to the FordPass Terms and Privacy Policy available on ford.com.au/fordpass and requires a compatible mobile device, internet access and software (including software updates from time to time). You are responsible for internet access, mobile network data and voice call services required for your use of the FordPass App on your mobile device, including associated fees. The FordPass App and FordPass Connect modem can only work when both are connected to the telecommunications network. Ford cannot guarantee that FordPass will be in fully operating condition at all times and the FordPass App may be unavailable or particular FordPass services interrupted. Ford is not responsible for any limitations or restrictions of the telecommunications network or of your mobile device. Warning: Local laws prohibit some phone functions while driving. Check your local road rules before using these functions. Use Remote Vehicle Start and Stop responsibly and only in well ventilated areas where you are aware of your vehicle's surroundings. **11.** BANG & OLUFSEN© 2022 and B&O© 2022. BANG & OLUFSEN™ and B&O™ are registered trademarks of Bang & Olufsen Group. Licensed by Harman Becker Automotive System Manufacturing Kft. All rights reserved. **12.** Bluetooth® is a registered trademark of Bluetooth SIG, Inc. and is under license. Some phones not compatible. **13.** Connected Built-In Satellite Navigation is a Connected Service where eligible vehicles receive 1 year of service from the Ford Express New Vehicle Warranty start date, after which time the service may cease to be available, or may be subject to a subscription fee. Users must have created a FordPass App account (terms apply), have fully activated the vehicle's FordPass Connect modem and have SYNC Location set to 'on' to use this feature. **14.** SYNC®4A features may not be compatible with all phones. For compatibility, see ford.com.au/sync. **15.** Apple CarPlay / Android Auto requires phone with compatible version of Apple iOS / Android™ (as applicable), active data service, and connection cable (sold separately). SYNC® does not control Apple CarPlay/Android Auto while in use. Apple / Google and other third parties are responsible for their respective functionality. Message and data rates may apply. Apple CarPlay, Siri Eyes Free, iPod and iPhone are trademarks of Apple Inc. registered in the US and other countries. Android Auto and Google Maps are trademarks of Google Inc. Ford Applink® is available on selected SYNC® models and is compatible with select smartphone platforms. Warning: Local laws prohibit some phone functions while driving. Check your local road rules before using these functions.

4x2 | XL, XLS, XLT Ranger 2022MY Specifications

	XL	XL	XL	XL	XLS	XLT
	4x2 High-Rider Single Cab Cab-Chassis	4x2 High-Rider Super Cab Cab-Chassis	4x2 High-Rider Double Cab Cab-Chassis	4x2 High-Rider Double Cab Pick-up	4x2 High-Rider Double Cab Pick-up	4x2 High-Rider Double Cab Pick-up
Engine	2.0L Single Turbo	2.0L Single Turbo	2.0L Single Turbo	2.0L Single Turbo	2.0L Bi -Turbo	2.0L Bi -Turbo
Safety and Security						
Perimeter Alarm System	-	-	-	-	S	S
Alarm with Perimeter, Interior Motion & Vehicle Inclination Sensors	-	-	-	-	-	-
Airbags x 9 - Front, Side, Knee & Full Length Curtain (Driver & Passenger) & Far Side Driver Front Airbag	S	S	S	S	S	S
3 Point Lap Sash Seat Belt - All Positions	S	S	S	S	S	S
Child Proof Rear Door Locks	-	-	S	S	S	S
Emergency Assistance ¹⁶	S	S	S	S	S	S
Power Door Locks	S	S	S	S	S	S
Smart Keyless Entry with Push Button Start	-	-	-	-	P	S
Driver Assistance						
Active Park Assist 2.0 ¹⁷	-	-	-	-	-	-
Adaptive Cruise Control ¹⁷	S	S	S	S	S	-
Intelligent Adaptive Cruise Control with Stop & Go, Traffic Sign Recognition and Lane Centering ¹⁸	-	-	-	-	-	S
Intelligent Speed Assist ¹⁷	S	S	S	S	S	S
Auto Headlamp On-Off & Auto High Beam	S	S	S	S	S	S
Blind Spot Monitoring with Cross Traffic Alert ¹⁷	-	-	-	S	S	-
Blind Spot Monitoring with Cross Traffic Alert and Trailer Coverage ¹⁹	-	-	-	P	P	S
Dynamic Stability Control (DSC) incorporating ABS, Electronic Brakeforce Distribution, Emergency Brake Assist, Hill Start Assist, Load Adaptive Control, Roll Over Mitigation, Traction Control and Trailer Sway Control ¹⁷	S	S	S	S	S	S
Evasive Steer Assist ¹⁷	S	S	S	S	S	S
Lane Keeping Aid with Road Edge Detection and Driver Alert System ²⁰	S	S	S	S	S	S
Post Impact Braking ¹⁷	S	S	S	S	S	S
Pre-Collision Assist with Autonomous Emergency Braking (AEB) ²¹	S	S	S	S	S	S
Reverse Brake Assist ²²	-	-	-	S	S	S
Parking Sensors - Front ¹⁷	-	-	-	-	S	S
Parking Sensors - Rear ¹⁷	-	-	-	S	S	S
Rear View Camera - Analogue ²³	-	-	-	-	-	-
Rear View Camera - Integrated Digital ¹⁷	-	-	-	S	S	S
360-Degree Camera ¹⁷	-	-	-	-	-	-
Traffic Sign Recognition ¹⁷	S	S	S	S	S	S
Tyre Pressure Monitoring System	-	-	-	-	-	S
Towing						
Maximum Braked Towing Capacity (kg) ²⁴	3,500	3,500	3,500	3,500	3,500	3,500
Tow Bar	-	-	-	-	-	S
Tow Bar with Integrated Trailer Brake Controller ²⁵	O	O	O	O	O	-
Integrated Trailer Brake Controller ²⁵	-	-	-	-	-	O
Trailer Light Check ²⁶	P	P	P	P	P	S
Towing Vehicle Integration with Towing Checklist	S	S	S	S	S	S
Tow Haul Mode (part of Selectable Drive Modes ¹⁷)	-	-	-	-	S	S

4x2 | XL, XLS, XLT Ranger 2022MY Specifications

Certain vehicle models, options, packs and accessories listed are scheduled to launch progressively in 2022 and additional wait times may apply.

	XL	XL	XL	XL	XLS	XLT
	4x2 High-Rider Single Cab Cab-Chassis	4x2 High-Rider Super Cab Cab-Chassis	4x2 High-Rider Double Cab Cab-Chassis	4x2 High-Rider Double Cab Pick-up	4x2 High-Rider Double Cab Pick-up	4x2 High-Rider Double Cab Pick-up
Engine	2.0L Single Turbo	2.0L Single Turbo	2.0L Single Turbo	2.0L Single Turbo	2.0L Bi -Turbo	2.0L Bi -Turbo
Off-Road						
Off-Road Screen ¹⁷	-	-	-	-	-	-
Hill Descent Control ¹⁷	-	-	-	-	-	-
Locking Rear Differential	P	P	P	P	P	S
Front Recovery Hook	1	1	1	1	1	1
Rear Recovery Hook	-	-	-	-	-	-
Factory Options						
Tough Spray-In Bedliner (incl. Tailgate Ruler)	-	-	-	O	O	O
Heavy Duty Suspension	O	O	O	O	-	-
Additional XL Wheel Centre Cap Pack to Suit Wheel Nut Indicator Fitment	O	O	O	O	-	-
Integrated Trailer Brake Controller ²⁵	-	-	-	-	-	O
Towing Pack - Tow Bar with Integrated Trailer Brake Controller ²⁵ and Trailer Light Check ²⁶	O	O	O	O	O	-
Blind Spot Monitoring Trailer Coverage ¹⁹	-	-	-	O	O	S
XLS Tech Pack - SYNC® 4A with Voice-Activated Controls ²⁷ and 1 Year of Connected Built In Satellite Navigation ²⁸ , Digital Audio (DAB+), Dual-Zone Climate Control, Rear Air Vent Registers, Smart Keyless Entry with Push Button Start and Body Coloured Door Handles	-	-	-	-	O	-
XL 4x2 Off-Road Pack - Locking Rear Differential, Steel Underbody Protection, 17" Steel Wheel & All Terrain Tyres with 17" Steel Spare Wheel	O	O	O	O	-	-
XLS 4x2 Off-Road Pack - Locking Rear Differential, Steel Underbody Protection, 17" Alloy Wheel & All Terrain Tyres with 17" Steel Spare Wheel	-	-	-	-	O	-
XLT 4x2 Off-Road Pack - Steel Underbody Protection & All Terrain Tyres	-	-	-	-	-	O
Prestige Paint	O	O	O	O	O	O

S = Standard **O** = Factory Option that can be ordered before a vehicle is manufactured at an additional cost
P = Part of a Pack that can be ordered before a vehicle is manufactured at an additional cost **A** = Accessory fitted at Ford Dealer at an additional cost

Disclaimer:

16. Emergency Assistance feature needs a paired and in range mobile phone. Can activate in the event of a crash which deploys an airbag or activates the fuel pump shut off. **17.** Driver-assist features are supplemental and do not replace the driver's attention, judgment and need to control the vehicle. May not operate at certain speeds, or in certain driving, road or weather conditions. See Owner's Manual for more information. **18.** Driver-assist features are supplemental and do not replace the driver's attention, judgement and need to control the vehicle. May not operate at certain speeds, or in certain driving, road or weather conditions. Please see Owner's Manual for more information. iACC uses various data to adjust the set speed of the vehicle to the speed limit detected by the system. The iACC system will not always detect the correct speed limit and may set a vehicle speed that is above or below the actual speed limit. If the system does this, it can be overridden by the driver applying the brake or accelerator. ACC and Lane Centering has a minimum operating speed of 20km/hr. Detection of lower speed limit will result in system entering standby. The Stop and Go functionality of this system operates as low as 0km/hr in traffic jam situations. Customers should read the Owner's Manual for full details of the limitations of the iACC system before activating the system. **19.** Driver-assist features are supplemental and do not replace the driver's attention, judgment and need to control the vehicle. May not operate at certain speeds, or in certain driving, road or weather conditions. See Owner's Manual for more information. Trailer Coverage system (requires a genuine factory fit tow bar) supports conventional trailer dimensions: up to 2.4m wide (measured at trailer front) and up to 10m long from the rear of your vehicle. Drivers will need to create a profile of their trailers in SYNC to support this system. **20.** Driver-assist features are supplemental and do not replace the driver's attention, judgment and need to control the vehicle. May not operate at certain speeds, or in certain driving, road or weather conditions. See Owner's Manual for more information. Reverse Brake Assist functions when in reverse and travelling at a speed of 2-12 km/h. **23.** Analogue Rear View Camera is provided and will need to be fitted to the vehicle by a body builder. Driver-assist features are supplemental and do not replace the driver's attention, judgment and need to control the vehicle. May not operate at certain speeds, or in certain driving, road or weather conditions. See Owner's Manual for more information. **24.** Maximum towing capacity-braked using a Genuine Ford tow pack. Subject to State and Territory regulations. To comply with these limits, occupants and / or luggage may need to be restricted to not exceed the GCM and GVM limits. For further details regarding passenger and luggage restrictions, please consult your authorised Ford Dealer and / or refer to the Owner's Manual. **25.** Drivers will need to create a profile of their trailers in SYNC to support the Trailer Brake Controller and must set the gain on the Brake Controller unit. **26.** Trailer Light Check requires a Factory Fit Tow Bar to be fitted and can be used via SYNC, or via FordPass app as a Connected Service. Where used via the app as a Connected Service, eligible vehicles receive 1 year of service from the Ford Express New Vehicle Warranty start date after which time, the Connected Service may cease to be available, or may be subject to a subscription fee. Users must have created a FordPass App account (terms apply) and have fully activated the vehicle's FordPass Connect modem to use this feature via the app. **27.** SYNC®4A features may not be compatible with all phones. For compatibility, see ford.com.au/sync. **28.** Connected Built-In Satellite Navigation is a Connected Service where eligible vehicles receive 1 year of service from the Ford Express New Vehicle Warranty start date, after which time the service may cease to be available, or may be subject to a subscription fee. Users must have created a FordPass App account (terms apply), have fully activated the vehicle's FordPass Connect modem and have SYNC Location set to 'on' to use this feature.

4x4 | XL, XLT Ranger 2022MY Specifications

	XL	XL	XL	XLT
	4x4 Single Cab Cab-Chassis	4x4 Super Cab Cab-Chassis	4x4 Super Cab Pick-up	4x4 Super Cab Pick-up
Engine	2.0L Bi-Turbo	2.0L Bi -Turbo	2.0L Bi -Turbo	2.0L Bi -Turbo
Maximum Power	154kW @ 3,750rpm	154kW @ 3,750rpm	154kW @ 3,750rpm	154kW @ 3,750rpm
Maximum Torque	500Nm @ 1,750-2,500rpm	500Nm @ 1,750-2,000rpm	500Nm @ 1,750-2,000rpm	500Nm @ 1,750-2,000rpm
Transmissions				
6-speed automatic transmission	-	-	-	-
10-speed automatic transmission	S	S	S	S
Driveline				
RWD	-	-	-	-
Part-time 4x4	S	S	S	S
Full-time 4WD	-	-	-	-
Selectable Drive Modes ¹				
- Normal	-	-	-	S
- Eco	-	-	-	S
- Tow / Haul	-	-	-	S
- Slippery	-	-	-	S
- Mud / Ruts ²	-	-	-	-
- Sand ³	-	-	-	-
- Sport	-	-	-	-
- Baja ⁴	-	-	-	-
- Rock Crawl ⁵	-	-	-	-
Fuel				
Combined Fuel Economy (L/100km)(Auto) ⁶	7.6	7.6	7.6	7.6
CO ₂ Emissions (g/km)(Auto) ⁶	201	201	201	201
Fuel Tank Capacity (L)	80	80	80	80
Fuel Type	Diesel	Diesel	Diesel	Diesel
Vehicle Masses (kg)				
Gross Combined Mass ⁷	6350	6350	6350	6350
Gross Vehicle Mass ⁷	3230	3230	3230	3230
Front Gross Axle Weight Rating ⁷	1490	1490	1490	1450
Rear Gross Axle Weight Rating ⁷	1959	1959	1959	1959
Kerb Weight ⁷	1903	2007	2178	2189
Payload (based on Kerb Weight) ⁷	1327	1223	1052	1041
Minimum Kerb Weight ⁷	1835	1938	2091	2145
Payload (based on Min Kerb Weight) ⁷	1395	1292	1139	1085
Tare Weight ⁷	1839	1943	2114	2125
Chassis & Suspension				
Front Disc / Rear Drum brakes	S	S	S	-
Front and rear vented discs with electronic Brake Booster	-	-	-	S
Electrical Power Assisted Steering	S	S	S	S
Locking Rear Differential	S	S	S	S

4x4 | XL, XLT Ranger 2022MY Specifications

Certain vehicle models, options, packs and accessories listed are scheduled to launch progressively in 2022 and additional wait times may apply.

	XL	XL	XL	XLT
	4x4 Single Cab Cab-Chassis	4x4 Super Cab Cab-Chassis	4x4 Super Cab Pick-up	4x4 Super Cab Pick-up
Engine	2.0L Bi-Turbo	2.0L Bi -Turbo	2.0L Bi -Turbo	2.0L Bi -Turbo
Wheels				
16" Steel with All Season Tyres	S	S	S	-
16" Alloy with All Season Tyres	-	-	-	-
17" Alloy with All Season Tyres	-	-	-	S
17" Alloy with All Terrain BF Goodrich KO2 Tyres	-	-	-	-
18" Alloy with All Season Tyres	-	-	-	-
18" Alloy with All Terrain Tyres	-	-	-	-
Spare Wheel - 16" Steel	S	S	S	-
Spare Wheel - 17" Steel	-	-	-	S
Spare Wheel - 17" Alloy	-	-	-	-
Spare Wheel - 18" Alloy	-	-	-	-
T285/70 R17 BF Goodrich K02 High Performance All-Terrain tyres	-	-	-	-
Exterior Lighting				
Headlamps - Halogen	S	S	S	-
Headlamps - LED	-	-	-	S
Headlamps - Matrix LED with Auto Leveling & Dynamic Bending	-	-	-	-
Daytime Running Lamps - Halogen	S	S	S	-
Daytime Running Lamps - LED	-	-	-	S
Front Fog Lamps - Halogen	-	-	-	S
Front Fog Lamps - LED	-	-	-	-
Taillamps - Halogen	S	S	-	-
Taillamps - LED	-	-	S	S
Tailgate Mounted Stop Light	-	-	S	S
Zone Lighting ⁸	-	-	-	P
Exterior				
Exterior Mirrors - Power Adjustable	S	S	S	S
Exterior Mirrors - Power Folding & Heated	-	-	S	S
Exterior Mirrors - Puddle Lamps	-	-	-	P
Steel Underbody Protection	S	S	S	S
Side Steps	-	-	-	S
Rear Box Step	-	-	S	S
Roof Rails	-	-	-	-
Sports Bar	-	-	-	S
Sports Hoop/Sailplane	-	-	-	-

S = Standard **O** = Factory Option that can be ordered before a vehicle is manufactured at an additional cost
P = Part of a Pack that can be ordered before a vehicle is manufactured at an additional cost **A** = Accessory fitted at Ford Dealer at an additional cost
Some features may be impacted by the removal of the standard load box fitted to the vehicle.

Disclaimer:
1. Driver-assist features are supplemental and do not replace the driver's attention, judgment and need to control the vehicle. May not operate at certain speeds, or in certain driving, road or weather conditions. See Owner's Manual for details and limitations. **2.** Mud/Rut Mode intended for off-road use only. **3.** Sand Mode intended for off-road use only. **4.** Baja Mode intended for off-road use only. **5.** Rock Crawl Mode intended for off-road use only. **6.** Fuel consumption and emissions as per ADR 81/02 (combined cycle) and to be used for vehicle comparison purposes only. It is unlikely that these fuel consumption and emissions figures will be achieved in real world driving conditions. Actual fuel consumption and emissions will depend on many factors including the driver's habits, prevailing conditions and the vehicle's equipment, options and accessories, condition and use. **7.** Subject to State and Territory regulations. Kerb Weight includes the vehicle with a full tank of fuel, without occupants, luggage or cargo and with the heaviest possible combination of factory fitted optional equipment included. Minimum Kerb Weight includes the vehicle with a full tank of fuel, without occupants, luggage or cargo and with the lightest possible orderable combination of factory fit equipment. Tare Weight includes the vehicle with 10L of fuel, without occupants, luggage or cargo and with the heaviest possible combination of factory fitted optional equipment included. All payloads are calculated by deducting either the vehicle's Kerb Weight, Minimum Kerb Weight or Tare Weight from its Gross Vehicle Mass (GVM). Payload (based on Kerb Weight) is the maximum combined value of occupants, cargo, added accessories, added structures and tow ball download (when towing). Ranger Raptor payload is calculated by deducting the vehicle's Tare Weight from its Gross Vehicle Mass (GVM). All Chassis Cab payloads, kerb and tare weights exclude weights of tray bodies. Vehicle weights are approximate and subject to individual variances. Vehicles should be weighed before and after adding additional load, accessories or towing a trailer to ensure the maximum Gross Vehicle Mass (GVM), Gross Combined Mass (GCM) and Gross Axle Weight Ratings are not exceeded. **8.** Zone Lighting will not operate if battery charge is insufficient. The length of time that Zone Lighting will operate depends on the battery charge, the types of lights fitted to the vehicle (LED or Bulb) and other electrical loads connected to the vehicle. The system will automatically turn off after a period of time to preserve the battery's engine starting performance.

4x4 | XL, XLT Ranger 2022MY Specifications

	XL	XL	XL	XLT
	4x4 Single Cab Cab-Chassis	4x4 Super Cab Cab-Chassis	4x4 Super Cab Pick-up	4x4 Super Cab Pick-up
Engine	2.0L Bi-Turbo	2.0L Bi -Turbo	2.0L Bi -Turbo	2.0L Bi -Turbo
Load Box Elements				
Tailgate Ruler	-	-	S	S
Drop In Bedliner (without Tailgate Ruler)	-	-	-	-
Tough Spray-In Bedliner (incl. Tailgate Ruler)	-	-	O	S
12V Socket in Bedliner	-	-	-	S
Box Top Protective Capping with Load Box Access Caps	-	-	S	S
Aluminum Tie Down Rails	-	-	-	-
Inner Tie Downs	-	-	S	S
Cargo Management System	-	-	-	-
Load Rest	-	-	S	-
Load Box Illumination	-	-	S	S
Tailgate Cargo Clamps	-	-	S	S
Tailgate Cupholders	-	-	S	S
Power Tailgate Lock	-	-	-	S
Tailgate with Lift Assistance	-	-	S	S
Power Roller Shutter	-	-	-	-
Interior, Seating and Door Trim				
Leather Wrapped Steering Wheel & Gear Knob	-	-	-	S
Steering Wheel Reach & Height Adjust	S	S	S	S
Electric Parking Brake	-	-	-	S
e-Shifter	-	-	-	-
Seating Capacity	2	4	4	4
Heated Seats - Front Driver & Passenger	-	-	-	-
Seat Material - Cloth	S	S	S	-
Seat Material - Premium Cloth	-	-	-	S
Seat Material - Leather Accented	-	-	-	-
Driver Seat - 8-Way Manual	S	S	S	S
Driver Seat - 8-Way Power	-	-	-	-
Front Passenger Seat - 4-Way Manual	S	S	S	S
Front Passenger Seat - 6-Way Manual	-	-	-	-
Front Passenger Seat - 8-Way Power	-	-	-	-
Driver & Front Passenger Seat 10-Way Power	-	-	-	-
Child Seat Upper Anchorage Points (x 2)	-	-	-	-
Child Seat ISOFIX Anchorage Points (x 2)	-	-	-	-
Floor Covering - Vinyl	S	S	S	-
Floor Covering - Carpet	-	-	-	S
Floor Mats - Driver	-	-	-	S
Floor Mats - Driver & Front Passenger	-	-	-	-
Comfort and Convenience				
Ambient Lighting	-	-	-	-
Auxiliary Switch Bank	-	-	-	-
Centre Console with Single Lid and 2 Cup Holders	S	S	S	S
Instrument Panel Cup Holders	-	-	-	-
Charging				
- Auxiliary 12V Power Outlet - Centre Console Bin	S	S	S	S
- Auxiliary 12V Power Outlet - Rear of Centre Console	-	S	S	S
- USB Ports	3	3	3	3

4x4 | XL, XLT Ranger 2022MY Specifications

Certain vehicle models, options, packs and accessories listed are scheduled to launch progressively in 2022 and additional wait times may apply.

	XL	XL	XL	XLT
	4x4 Single Cab Cab-Chassis	4x4 Super Cab Cab-Chassis	4x4 Super Cab Pick-up	4x4 Super Cab Pick-up
Engine	2.0L Bi-Turbo	2.0L Bi -Turbo	2.0L Bi -Turbo	2.0L Bi -Turbo
Comfort and Convenience continued.				
- Wireless Charging ⁹	-	-	-	-
- 12V Socket in Bedliner	-	-	-	S
Climate Control - Single-Zone Manual	S	S	S	-
Climate Control - Dual-Zone	-	-	-	S
Rear Air Vent Registers	-	-	-	-
Auto Headlamp On-Off & Auto High Beam	S	S	S	S
Front Power Windows	S	S	S	S
Rear Power Windows	-	-	-	-
Privacy Glass	-	-	-	S
Rain Sensing Windscreen Wipers	-	-	-	S
Rear Window Defrost	S	S	S	S
Electrochromatic Rear View Mirror	-	-	-	S
Underseat Stowage	-	S	S	S
Audio and Communication				
Embedded Modem	S	S	S	S
FordPass Connect ¹⁰ .	S	S	S	S
Colour Digital Instrument Cluster with Configurable Display - 8-inch	S	S	S	S
Colour Digital Instrument Cluster with Configurable Display - 12.4-inch	-	-	-	-
Colour Multi-Function Touch Screen Display - 10.1-inch	S	S	S	S
Colour Multi-Function Touch Screen Display - 12-inch	-	-	-	-
Speakers	2	4	4	6
B&O Premium Audio System (10 Speakers) ¹¹ .	-	-	-	-
Digital Audio (DAB+)	-	-	-	S
Bluetooth® with Phone / Audio Streaming ¹² .	S	S	S	S
1 Year of Connected Built In Satellite Navigation ¹³ .	-	-	-	S
SYNC®4A ¹⁴ .	S	S	S	-
SYNC®4A with Voice-Activated Controls ¹⁴ .	-	-	-	S
Steering Wheel Audio/Function Control	S	S	S	S
Wireless Apple CarPlay™ & Android Auto™ ¹⁵ .	S	S	S	S

S = Standard **O** = Factory Option that can be ordered before a vehicle is manufactured at an additional cost

P = Part of a Pack that can be ordered before a vehicle is manufactured at an additional cost **A** = Accessory fitted at Ford Dealer at an additional cost

Disclaimer:

9. Wireless Charging only available with compatible phones. **10.** Use of FordPass is subject to the FordPass Terms and Privacy Policy available on ford.com.au/fordpass and requires a compatible mobile device, internet access and software (including software updates from time to time). You are responsible for internet access, mobile network data and voice call services required for your use of the FordPass App on your mobile device, including associated fees. The FordPass App and FordPass Connect modem can only work when both are connected to the telecommunications network. Ford cannot guarantee that FordPass will be in fully operating condition at all times and the FordPass App may be unavailable or particular FordPass services interrupted. Ford is not responsible for any limitations or restrictions of the telecommunications network or of your mobile device. Warning: Local laws prohibit some phone functions while driving. Check your local road rules before using these functions. Use Remote Vehicle Start and Stop responsibly and only in well ventilated areas where you are aware of your vehicle's surroundings. **11.** BANG & OLUFSEN© 2022 and B&O© 2022. BANG & OLUFSEN™ and B&O™ are registered trademarks of Bang & Olufsen Group. Licensed by Harman Becker Automotive System Manufacturing Kft. All rights reserved. **12.** Bluetooth® is a registered trademark of Bluetooth SIG, Inc. and is under license. Some phones not compatible. **13.** Connected Built-In Satellite Navigation is a Connected Service where eligible vehicles receive 1 year of service from the Ford Express New Vehicle Warranty start date, after which time the service may cease to be available, or may be subject to a subscription fee. Users must have created a FordPass App account (terms apply), have fully activated the vehicle's FordPass Connect modem and have SYNC Location set to 'on' to use this feature. **14.** SYNC®4A features may not be compatible with all phones. For compatibility, see ford.com.au/sync. **15.** Apple CarPlay / Android Auto requires phone with compatible version of Apple iOS / Android™ (as applicable), active data service, and connection cable (sold separately). SYNC® does not control Apple CarPlay / Android Auto while in use. Apple / Google and other third parties are responsible for their respective functionality. Message and data rates may apply. Apple CarPlay, Siri Eyes Free, iPod and iPhone are trademarks of Apple Inc. registered in the US and other countries. Android Auto and Google Maps are trademarks of Google Inc. Ford Applink® is available on selected SYNC® models and is compatible with select smartphone platforms. Warning: Local laws prohibit some phone functions while driving. Check your local road rules before using these functions.

4x4 | XL, XLT Ranger 2022MY Specifications

	XL	XL	XL	XLT
	4x4 Single Cab Cab-Chassis	4x4 Super Cab Cab-Chassis	4x4 Super Cab Pick-up	4x4 Super Cab Pick-up
Engine	2.0L Bi-Turbo	2.0L Bi -Turbo	2.0L Bi -Turbo	2.0L Bi -Turbo
Safety and Security				
Perimeter Alarm System	-	-	-	S
Alarm with Perimeter, Interior Motion & Vehicle Inclination Sensors	-	-	-	-
Airbags x 9 - Front, Side, Knee & Full Length Curtain (Driver & Passenger) & Far Side Driver Front Airbag	S	S	S	S
3 Point Lap Sash Seat Belt - All Positions	S	S	S	S
Child Proof Rear Door Locks	-	-	-	-
Emergency Assistance ¹⁶	S	S	S	S
Power Door Locks	S	S	S	S
Smart Keyless Entry with Push Button Start	-	-	-	S
Driver Assistance				
Active Park Assist 2.0 ¹⁷	-	-	-	-
Adaptive Cruise Control ¹⁷	S	S	S	-
Intelligent Adaptive Cruise Control with Stop & Go, Traffic Sign Recognition and Lane Centering ¹⁸	-	-	-	S
Intelligent Speed Assist ¹⁷	S	S	S	S
Auto Headlamp On-Off & Auto High Beam	S	S	S	S
Blind Spot Monitoring with Cross Traffic Alert ¹⁷	-	-	S	-
Blind Spot Monitoring with Cross Traffic Alert and Trailer Coverage ¹⁹	-	-	P	S
Dynamic Stability Control (DSC) incorporating ABS, Electronic Brakeforce Distribution, Emergency Brake Assist, Hill Start Assist, Load Adaptive Control, Roll Over Mitigation, Traction Control & Trailer Sway Control ¹⁷	S	S	S	S
Evasive Steer Assist ¹⁷	S	S	S	S
Lane Keeping Aid with Road Edge Detection and Driver Alert System ²⁰	S	S	S	S
Post Impact Braking ¹⁷	S	S	S	S
Pre-Collision Assist with Autonomous Emergency Braking (AEB) ²¹	S	S	S	S
Reverse Brake Assist ²²	-	-	S	S
Parking Sensors - Front ¹⁷	-	-	-	S
Parking Sensors - Rear ¹⁷	-	-	S	S
Rear View Camera - Analogue ²³	-	-	-	-
Rear View Camera - Integrated Digital ¹⁷	-	-	S	S
360-Degree Camera ¹⁷	-	-	-	P
Traffic Sign Recognition ¹⁷	S	S	S	S
Tyre Pressure Monitoring System	-	-	-	S
Towing				
Maximum Braked Towing Capacity (kg) ²⁴	3,500	3,500	3,500	3,500
Tow Bar	-	-	-	S
Tow Bar with Integrated Trailer Brake Controller ²⁵	O	O	O	P
Integrated Trailer Brake Controller ²⁵	-	-	-	-
Trailer Light Check ²⁶	P	P	P	S
Towing Vehicle Integration with Towing Checklist	S	S	S	S
Tow Haul Mode (part of Selectable Drive Modes ¹⁷)	-	-	-	S

4x4 | XL, XLT Ranger 2022MY Specifications

Certain vehicle models, options, packs and accessories listed are scheduled to launch progressively in 2022 and additional wait times may apply.

	XL	XL	XL	XLT
	4x4 Single Cab Cab-Chassis	4x4 Super Cab Cab-Chassis	4x4 Super Cab Pick-up	4x4 Super Cab Pick-up
Engine	2.0L Bi-Turbo	2.0L Bi -Turbo	2.0L Bi -Turbo	2.0L Bi -Turbo
Off-Road				
Off-Road Screen ¹⁷	-	-	-	-
Hill Descent Control ¹⁷	S	S	S	S
Locking Rear Differential	S	S	S	S
Front Recovery Hook	1	1	1	1
Rear Recovery Hook	-	-	-	-
Factory Options				
Tough Spray-In Bedliner (incl. Tailgate Ruler)	-	-	O	-
Heavy Duty Suspension	O	O	O	-
17" Steel Wheels with All Terrain Tyres with 17" Steel Spare Wheel	O	O	O	-
17" All Terrain Tyres	-	-	-	O
Additional XL Wheel Centre Cap Pack to Suit Wheel Nut Indicator Fitment	O	O	O	-
Towing Pack - Tow Bar with Integrated Trailer Brake Controller ²⁵ and Trailer Light Check ²⁶	O	O	O	-
Blind Spot Monitoring Trailer Coverage ¹⁹	-	-	O	S
Touring Pack - Integrated Trailer Brake Controller, ²⁵ 360 Camera, ¹⁷ Puddle Lamps & Zone Lighting ²⁷	-	-	-	O
Prestige Paint	O	O	O	O

S = Standard **O** = Factory Option that can be ordered before a vehicle is manufactured at an additional cost
P = Part of a Pack that can be ordered before a vehicle is manufactured at an additional cost **A** = Accessory fitted at Ford Dealer at an additional cost

Disclaimer:
16. Emergency Assistance feature needs a paired and in range mobile phone. Can activate in the event of a crash which deploys an airbag or activates the fuel pump shut off. **17.** Driver-assist features are supplemental and do not replace the driver's attention, judgment and need to control the vehicle. May not operate at certain speeds, or in certain driving, road or weather conditions. See Owner's Manual for more information. **18.** Driver-assist features are supplemental and do not replace the driver's attention, judgement and need to control the vehicle. May not operate at certain speeds, or in certain driving, road or weather conditions. Please see Owner's Manual for more information. iACC uses various data to adjust the set speed of the vehicle to the speed limit detected by the system. The iACC system will not always detect the correct speed limit and may set a vehicle speed that is above or below the actual speed limit. If the system does this, it can be overridden by the driver applying the brake or accelerator. ACC and Lane Centering has a minimum operating speed of 20km/hr. Detection of lower speed limit will result in system entering standby. The Stop and Go functionality of this system operates as low as 0km/hr in traffic jam situations. Customers should read the Owner's Manual for full details of the limitations of the iACC system before activating the system. **19.** Driver-assist features are supplemental and do not replace the driver's attention, judgment and need to control the vehicle. May not operate at certain speeds, or in certain driving, road or weather conditions. See Owner's Manual for more information. Trailer Coverage system (requires a genuine factory fit tow bar) supports conventional trailer dimensions: up to 2.4m wide (measured at trailer front) and up to 10m long from the rear of your vehicle. Drivers will need to create a profile of their trailers in SYNC to support this system. **20.** Driver-assist features are supplemental and do not replace the driver's attention, judgment and need to control the vehicle. May not operate at certain speeds, or in certain driving, road or weather conditions. See Owner's Manual for more information. Road Edge Detection designed for use on rural roads at speeds of 65 – 110km/h. The feature does not detect every edge and does require a level of contrast between the road surface and the edge. **21.** Driver-assist features are supplemental and do not replace the driver's attention, judgment and need to control the vehicle. May not operate at certain speeds, or in certain driving, road or weather conditions. See Owner's Manual for more information. Pre-collision Assist with Automatic Emergency Braking detects pedestrians, but not in all conditions, and can help avoid or reduce a collision. It does not replace safe driving. See Owner's Manual for Limitations. **22.** Driver-assist features are supplemental and do not replace the driver's attention, judgement and need to control the vehicle. May not operate at certain speeds, or in certain driving, road or weather conditions. Please see Owner's Manual for more information. Reverse Brake Assist functions when in reverse and travelling at a speed of 2-12 km/h. **23.** Analogue Rear View Camera is provided and will need to be fitted to the vehicle by a body builder. Driver-assist features are supplemental and do not replace the driver's attention, judgment and need to control the vehicle. May not operate at certain speeds, or in certain driving, road or weather conditions. See Owner's Manual for more information. **24.** Maximum towing capacity-braked using a Genuine Ford tow pack. Subject to State and Territory regulations. To comply with these limits, occupants and / or luggage may need to be restricted to not exceed the GCM and GVM limits. For further details regarding passenger and luggage restrictions, please consult your authorised Ford Dealer and / or refer to the Owner's Manual. **25.** Drivers will need to create a profile of their trailers in SYNC to support the Trailer Brake Controller and must set the gain on the Brake Controller unit. **26.** Trailer Light Check requires a Factory Fit Tow Bar to be fitted and can be used via SYNC, or via FordPass app as a Connected Service. Where used via the app as a Connected Service, eligible vehicles receive 1 year of service from the Ford Express New Vehicle Warranty start date after which time, the Connected Service may cease to be available, or may be subject to a subscription fee. Users must have created a FordPass App account (terms apply) and have fully activated the vehicle's FordPass Connect modem to use this feature via the app. **27.** Zone Lighting will not operate if battery charge is insufficient. The length of time that Zone Lighting will operate depends on the battery charge, the types of lights fitted to the vehicle (LED or Bulb) and other electrical loads connected to the vehicle. The system will automatically turn off after a period of time to preserve the battery's engine starting performance.

4x4 | XL Ranger 2022MY Specifications

	XL	XL	XL	XL
	4x4 Double Cab Cab-Chassis	4x4 Double Cab Cab-Chassis	4x4 Double Cab Pick-up	4x4 Double Cab Pick-up
Engine	2.0L Single Turbo	2.0L Bi -Turbo	2.0L Single Turbo	2.0L Bi -Turbo
Maximum Power	125kW @ 3,500rpm	154kW @ 3,750rpm	125kW @ 3,500rpm	154kW @ 3,750rpm
Maximum Torque	405Nm @ 1,750-2,500rpm	500Nm @ 1,750-2,000rpm	405Nm @ 1,750-2,500rpm	500Nm @ 1,750-2,000rpm
Transmissions				
6-speed automatic transmission	S	-	S	-
10-speed automatic transmission	-	S	-	S
Driveline				
RWD	-	-	-	-
Part-time 4x4	S	S	S	S
Full-time 4WD	-	-	-	-
Selectable Drive Modes ¹				
- Normal	-	-	-	-
- Eco	-	-	-	-
- Tow / Haul	-	-	-	-
- Slippery	-	-	-	-
- Mud / Ruts ²	-	-	-	-
- Sand ³	-	-	-	-
- Sport	-	-	-	-
- Baja ⁴	-	-	-	-
- Rock Crawl ⁵	-	-	-	-
Fuel				
Combined Fuel Economy (L/100km)(Auto) ⁶	7.9	7.6	8	7.6
CO ₂ Emissions (g/km)(Auto) ⁶	207	201	211	201
Fuel Tank Capacity (L)	80	80	80	80
Fuel Type	Diesel	Diesel	Diesel	Diesel
Vehicle Masses (kg)				
Gross Combined Mass ⁷	6200	6350	6200	6350
Gross Vehicle Mass ⁷	3250	3250	3250	3250
Front Gross Axle Weight Rating ⁷	1450	1490	1450	1490
Rear Gross Axle Weight Rating ⁷	1959	1959	1959	1959
Kerb Weight ⁷	2046	2072	2201	2227
Payload (based on Kerb Weight) ⁷	1204	1178	1049	1023
Minimum Kerb Weight ⁷	1990	2003	2118	2143
Payload (based on Min Kerb Weight) ⁷	1260	1247	1132	1107
Tare Weight ⁷	1982	2008	2137	2163
Chassis & Suspension				
Front Disc / Rear Drum brakes	S	S	S	S
Front and rear vented discs with electronic Brake Booster	-	-	-	-
Electrical Power Assisted Steering	S	S	S	S
Locking Rear Differential	S	S	S	S
Wheels				
16" Steel with All Season Tyres	S	S	S	S

4x4 | XL Ranger 2022MY Specifications

Certain vehicle models, options, packs and accessories listed are scheduled to launch progressively in 2022 and additional wait times may apply.

	XL	XL	XL	XL
	4x4 Double Cab Cab-Chassis	4x4 Double Cab Cab-Chassis	4x4 Double Cab Pick-up	4x4 Double Cab Pick-up
Engine	2.0L Single Turbo	2.0L Bi -Turbo	2.0L Single Turbo	2.0L Bi -Turbo
Wheels continued.				
16" Alloy with All Season Tyres	-	-	-	-
17" Alloy with All Season Tyres	-	-	-	-
17" Alloy with All Terrain BF Goodrich KO2 Tyres	-	-	-	-
18" Alloy with All Season Tyres	-	-	-	-
18" Alloy with All Terrain Tyres	-	-	-	-
Spare Wheel - 16" Steel	S	S	S	S
Spare Wheel - 17" Steel	-	-	-	-
Spare Wheel - 17" Alloy	-	-	-	-
Spare Wheel - 18" Alloy	-	-	-	-
T285/70 R17 BF Goodrich K02 High Performance All-Terrain tyres	-	-	-	-
Exterior Lighting				
Headlamps - Halogen	S	S	S	S
Headlamps - LED	-	-	-	-
Headlamps - Matrix LED with Auto Leveling & Dynamic Bending	-	-	-	-
Daytime Running Lamps - Halogen	S	S	S	S
Daytime Running Lamps - LED	-	-	-	-
Front Fog Lamps - Halogen	-	-	-	-
Front Fog Lamps - LED	-	-	-	-
Taillamps - Halogen	S	S	-	-
Taillamps - LED	-	-	S	S
Tailgate Mounted Stop Light	-	-	S	S
Zone Lighting ⁸	-	-	-	-
Exterior				
Exterior Mirrors - Power Adjustable	S	S	S	S
Exterior Mirrors - Power Folding & Heated	-	-	S	S
Exterior Mirrors - Puddle Lamps	-	-	-	-
Steel Underbody Protection	S	S	S	S
Side Steps	-	-	-	-
Rear Box Step	-	-	S	S
Roof Rails	-	-	-	-
Sports Bar	-	-	-	-
Sports Hoop/Sailplane	-	-	-	-

S = Standard **O** = Factory Option that can be ordered before a vehicle is manufactured at an additional cost
P = Part of a Pack that can be ordered before a vehicle is manufactured at an additional cost **A** = Accessory fitted at Ford Dealer at an additional cost
Some features may be impacted by the removal of the standard load box fitted to the vehicle.

Disclaimer:

1. Driver-assist features are supplemental and do not replace the driver’s attention, judgment and need to control the vehicle. May not operate at certain speeds, or in certain driving, road or weather conditions. See Owner’s Manual for more information. **2.** Mud/Rut Mode intended for off-road use only. **3.** Sand Mode intended for off-road use only. **4.** Baja Mode intended for off-road use only. **5.** Rock Crawl Mode intended for off-road use only. **6.** Fuel consumption and emissions as per ADR 81/02 (combined cycle) and to be used for vehicle comparison purposes only. It is unlikely that these fuel consumption and emissions figures will be achieved in real world driving conditions. Actual fuel consumption and emissions will depend on many factors including the driver’s habits, prevailing conditions and the vehicle’s equipment, options and accessories, condition and use. **7.** Subject to State and Territory regulations. Kerb Weight includes the vehicle with a full tank of fuel, without occupants, luggage or cargo and with the heaviest possible combination of factory fitted optional equipment included. Minimum Kerb Weight includes the vehicle with a full tank of fuel, without occupants, luggage or cargo and with the lightest possible orderable combination of factory fit equipment. Tare Weight includes the vehicle with 10L of fuel, without occupants, luggage or cargo and with the heaviest possible combination of factory fitted optional equipment included. All payloads are calculated by deducting either the vehicle’s Kerb Weight, Minimum Kerb Weight or Tare Weight from its Gross Vehicle Mass (GVM). Payload (based on Kerb Weight) is the maximum combined value of occupants, cargo, added accessories, added structures and tow ball download (when towing). Ranger Raptor payload is calculated by deducting the vehicle’s Tare Weight from its Gross Vehicle Mass (GVM). All Chassis Cab payloads, kerb and tare weights exclude weights of tray bodies. Vehicle weights are approximate and subject to individual variances. Vehicles should be weighed before and after adding additional load, accessories or towing a trailer to ensure the maximum Gross Vehicle Mass (GVM), Gross Combined Mass (GCM) and Gross Axle Weight Ratings are not exceeded. **8.** Zone Lighting will not operate if battery charge is insufficient. The length of time that Zone Lighting will operate depends on the battery charge, the types of lights fitted to the vehicle (LED or Bulb) and other electrical loads connected to the vehicle. The system will automatically turn off after a period of time to preserve the battery’s engine starting performance.

4x4 | XL Ranger 2022MY Specifications

	XL	XL	XL	XL
	4x4 Double Cab Cab-Chassis	4x4 Double Cab Cab-Chassis	4x4 Double Cab Pick-up	4x4 Double Cab Pick-up
Engine	2.0L Single Turbo	2.0L Bi -Turbo	2.0L Single Turbo	2.0L Bi -Turbo
Load Box Elements				
Tailgate Ruler	-	-	S	S
Drop In Bedliner (without Tailgate Ruler)	-	-	-	-
Tough Spray-In Bedliner (incl. Tailgate Ruler)	-	-	O	O
12V Socket in Bedliner	-	-	-	-
Box Top Protective Capping with Load Box Access Caps	-	-	S	S
Aluminum Tie Down Rails	-	-	-	-
Inner Tie Downs	-	-	S	S
Cargo Management System	-	-	-	-
Load Rest	-	-	S	S
Load Box Illumination	-	-	S	S
Tailgate Cargo Clamps	-	-	S	S
Tailgate Cupholders	-	-	S	S
Power Tailgate Lock	-	-	-	-
Tailgate with Lift Assistance	-	-	S	S
Power Roller Shutter	-	-	-	-
Interior, Seating and Door Trim				
Leather Wrapped Steering Wheel & Gear Knob	-	-	-	-
Steering Wheel Reach & Height Adjust	S	S	S	S
Electric Parking Brake	-	-	-	-
e-Shifter	-	-	-	-
Seating Capacity	5	5	5	5
Heated Seats - Front Driver & Passenger	-	-	-	-
Seat Material - Cloth	S	S	S	S
Seat Material - Premium Cloth	-	-	-	-
Seat Material - Leather Accented	-	-	-	-
Driver Seat - 8-Way Manual	S	S	S	S
Driver Seat - 8-Way Power	-	-	-	-
Front Passenger Seat - 4-Way Manual	S	S	S	S
Front Passenger Seat - 6-Way Manual	-	-	-	-
Front Passenger Seat - 8-Way Power	-	-	-	-
Driver & Front Passenger Seat 10-Way Power	-	-	-	-
Child Seat Upper Anchorage Points (x 2)	S	S	S	S
Child Seat ISOFIX Anchorage Points (x 2)	S	S	S	S
Floor Covering - Vinyl	S	S	S	S
Floor Covering - Carpet	-	-	-	-
Floor Mats - Driver	-	-	-	-
Floor Mats - Driver & Front Passenger	-	-	-	-
Comfort and Convenience				
Ambient Lighting	-	-	-	-
Auxiliary Switch Bank	-	-	-	-
Centre Console with Single Lid and 2 Cup Holders	S	S	S	S
Instrument Panel Cup Holders	-	-	-	-
Charging				
- Auxiliary 12V Power Outlet - Centre Console Bin	S	S	S	S
- Auxiliary 12V Power Outlet - Rear of Centre Console	S	S	S	S
- USB Ports	3	3	3	3
- Wireless Charging ⁹	-	-	-	-
- 12V Socket in Bedliner	-	-	-	-

4x4 | XL Ranger 2022MY Specifications

Certain vehicle models, options, packs and accessories listed are scheduled to launch progressively in 2022 and additional wait times may apply.

	XL	XL	XL	XL
	4x4 Double Cab Cab-Chassis	4x4 Double Cab Cab-Chassis	4x4 Double Cab Pick-up	4x4 Double Cab Pick-up
Engine	2.0L Single Turbo	2.0L Bi -Turbo	2.0L Single Turbo	2.0L Bi -Turbo
Comfort and Convenience continued.				
Climate Control - Single-Zone Manual	S	S	S	S
Climate Control - Dual-Zone	-	-	-	-
Rear Air Vent Registers	-	-	-	-
Auto Headlamp On-Off & Auto High Beam	S	S	S	S
Front Power Windows	S	S	S	S
Rear Power Windows	S	S	S	S
Privacy Glass	-	-	-	-
Rain Sensing Windscreen Wipers	-	-	-	-
Rear Window Defrost	S	S	S	S
Electrochromatic Rear View Mirror	-	-	-	-
Underseat Stowage	S	S	S	S
Audio and Communication				
Embedded Modem	S	S	S	S
FordPass Connect ¹⁰ .	S	S	S	S
Colour Digital Instrument Cluster with Configurable Display - 8-inch	S	S	S	S
Colour Digital Instrument Cluster with Configurable Display - 12.4-inch	-	-	-	-
Colour Multi-Function Touch Screen Display - 10.1-inch	S	S	S	S
Colour Multi-Function Touch Screen Display - 12-inch	-	-	-	-
Speakers	4	4	4	4
B&O Premium Audio System (10 Speakers) ¹¹ .	-	-	-	-
Digital Audio (DAB+)	-	-	-	-
Bluetooth® with Phone / Audio Streaming ¹² .	S	S	S	S
1 Year of Connected Built In Satellite Navigation ¹³ .	-	-	-	-
SYNC®4A ¹⁴ .	S	S	S	S
SYNC®4A with Voice-Activated Controls ¹⁴ .	-	-	-	-
Steering Wheel Audio/Function Control	S	S	S	S
Wireless Apple CarPlay™ & Android Auto™ ¹⁵ .	S	S	S	S

S = Standard **O** = Factory Option that can be ordered before a vehicle is manufactured at an additional cost
P = Part of a Pack that can be ordered before a vehicle is manufactured at an additional cost **A** = Accessory fitted at Ford Dealer at an additional cost

Disclaimer:

9. Wireless Charging only available with compatible phones. **10.** Use of FordPass is subject to the FordPass Terms and Privacy Policy available on ford.com.au/fordpass and requires a compatible mobile device, internet access and software (including software updates from time to time). You are responsible for internet access, mobile network data and voice call services required for your use of the FordPass App on your mobile device, including associated fees. The FordPass App and FordPass Connect modem can only work when both are connected to the telecommunications network. Ford cannot guarantee that FordPass will be in fully operating condition at all times and the FordPass App may be unavailable or particular FordPass services interrupted. Ford is not responsible for any limitations or restrictions of the telecommunications network or of your mobile device. Warning: Local laws prohibit some phone functions while driving. Check your local road rules before using these functions. Use Remote Vehicle Start and Stop responsibly and only in well ventilated areas where you are aware of your vehicle's surroundings. **11.** BANG & OLUFSEN© 2022 and B&O© 2022. BANG & OLUFSEN™ and B&O™ are registered trademarks of Bang & Olufsen Group. Licensed by Harman Becker Automotive System Manufacturing Kft. All rights reserved. **12.** Bluetooth® is a registered trademark of Bluetooth SIG, Inc. and is under license. Some phones not compatible. **13.** Connected Built-In Satellite Navigation is a Connected Service where eligible vehicles receive 1 year of service from the Ford Express New Vehicle Warranty start date, after which time the service may cease to be available, or may be subject to a subscription fee. Users must have created a FordPass App account (terms apply), have fully activated the vehicle's FordPass Connect modem and have SYNC Location set to 'on' to use this feature. **14.** SYNC®4A features may not be compatible with all phones. For compatibility, see ford.com.au/sync. **15.** Apple CarPlay / Android Auto requires phone with compatible version of Apple iOS / Android™ (as applicable), active data service, and connection cable (sold separately). SYNC® does not control Apple CarPlay / Android Auto while in use. Apple / Google and other third parties are responsible for their respective functionality. Message and data rates may apply. Apple CarPlay, Siri Eyes Free, iPod and iPhone are trademarks of Apple Inc. registered in the US and other countries. Android Auto and Google Maps are trademarks of Google Inc. Ford Applink® is available on selected SYNC® models and is compatible with select smartphone platforms. Warning: Local laws prohibit some phone functions while driving. Check your local road rules before using these functions.

4x4 | XL Ranger 2022MY Specifications

	XL	XL	XL	XL
	4x4 Double Cab Cab-Chassis	4x4 Double Cab Cab-Chassis	4x4 Double Cab Pick-up	4x4 Double Cab Pick-up
Engine	2.0L Single Turbo	2.0L Bi -Turbo	2.0L Single Turbo	2.0L Bi -Turbo
Safety and Security				
Perimeter Alarm System	-	-	-	-
Alarm with Perimeter, Interior Motion & Vehicle Inclination Sensors	-	-	-	-
Airbags x 9 - Front, Side, Knee & Full Length Curtain (Driver & Passenger) & Far Side Driver Front Airbag	S	S	S	S
3 Point Lap Sash Seat Belt - All Positions	S	S	S	S
Child Proof Rear Door Locks	S	S	S	S
Emergency Assistance ¹⁶	S	S	S	S
Power Door Locks	S	S	S	S
Smart Keyless Entry with Push Button Start	-	-	-	-
Driver Assistance				
Active Park Assist 2.0 ¹⁷	-	-	-	-
Adaptive Cruise Control ¹⁷	S	S	S	S
Intelligent Adaptive Cruise Control with Stop & Go, Traffic Sign Recognition and Lane Centering ¹⁸	-	-	-	-
Intelligent Speed Assist ¹⁷	S	S	S	S
Auto Headlamp On-Off & Auto High Beam	S	S	S	S
Blind Spot Monitoring with Cross Traffic Alert ¹⁷	-	-	S	S
Blind Spot Monitoring with Cross Traffic Alert and Trailer Coverage ¹⁹	-	-	P	P
Dynamic Stability Control (DSC) incorporating ABS, Electronic Brakeforce Distribution, Emergency Brake Assist, Hill Start Assist, Load Adaptive Control, Roll Over Mitigation, Traction Control & Trailer Sway Control ¹⁷	S	S	S	S
Evasive Steer Assist ¹⁷	S	S	S	S
Lane Keeping Aid with Road Edge Detection and Driver Alert System ²⁰	S	S	S	S
Post Impact Braking ¹⁷	S	S	S	S
Pre-Collision Assist with Autonomous Emergency Braking (AEB) ²¹	S	S	S	S
Reverse Brake Assist ²²	-	-	S	S
Parking Sensors - Front ¹⁷	-	-	-	-
Parking Sensors - Rear ¹⁷	-	-	S	S
Rear View Camera - Analogue ²³	-	-	-	-
Rear View Camera - Integrated Digital ¹⁷	-	-	S	S
360-Degree Camera ¹⁷	-	-	-	-
Traffic Sign Recognition ¹⁷	S	S	S	S
Tyre Pressure Monitoring System	-	-	-	-
Towing				
Maximum Braked Towing Capacity (kg) ²⁴	3,500	3,500	3,500	3,500
Tow Bar	-	-	-	-
Tow Bar with Integrated Trailer Brake Controller ²⁵	O	O	O	O
Integrated Trailer Brake Controller ²⁵	-	-	-	-
Trailer Light Check ²⁶	P	P	P	P
Towing Vehicle Integration with Towing Checklist	S	S	S	S
Tow Haul Mode (part of Selectable Drive Modes ¹⁷)	-	-	-	-

4x4 | XL Ranger 2022MY Specifications

Certain vehicle models, options, packs and accessories listed are scheduled to launch progressively in 2022 and additional wait times may apply.

	XL	XL	XL	XL
	4x4 Double Cab Cab-Chassis	4x4 Double Cab Cab-Chassis	4x4 Double Cab Pick-up	4x4 Double Cab Pick-up
Engine	2.0L Single Turbo	2.0L Bi -Turbo	2.0L Single Turbo	2.0L Bi -Turbo
Off-Road				
Off-Road Screen ¹⁷	-	-	-	-
Hill Descent Control ¹⁷	S	S	S	S
Locking Rear Differential	S	S	S	S
Front Recovery Hook	1	1	1	1
Rear Recovery Hook	-	-	-	-
Factory Options				
Tough Spray-In Bedliner (incl. Tailgate Ruler)	-	-	O	O
Heavy Duty Suspension	O	O	O	O
17" Steel Wheels with All-Terrain Tyres with 17" Steel Spare Wheel	O	O	O	O
Additional XL Wheel Centre Cap Pack to Suit Wheel Nut Indicator Fitment	O	O	O	O
Towing Pack - Tow Bar with Integrated Trailer Brake Controller ²⁵ and Trailer Light Check ²⁶	O	O	O	O
Blind Spot Monitoring Trailer Coverage ¹⁹	-	-	O	O
Prestige Paint	O	O	O	O

S = Standard **O** = Factory Option that can be ordered before a vehicle is manufactured at an additional cost
P = Part of a Pack that can be ordered before a vehicle is manufactured at an additional cost **A** = Accessory fitted at Ford Dealer at an additional cost

Disclaimer:

16. Emergency Assistance feature needs a paired and in range mobile phone. Can activate in the event of a crash which deploys an airbag or activates the fuel pump shut off. **17.** Driver-assist features are supplemental and do not replace the driver's attention, judgment and need to control the vehicle. May not operate at certain speeds, or in certain driving, road or weather conditions. See Owner's Manual for more information. **18.** Driver-assist features are supplemental and do not replace the driver's attention, judgement and need to control the vehicle. May not operate at certain speeds, or in certain driving, road or weather conditions. Please see Owner's Manual for more information. iACC uses various data to adjust the set speed of the vehicle to the speed limit detected by the system. The iACC system will not always detect the correct speed limit and may set a vehicle speed that is above or below the actual speed limit. If the system does this, it can be overridden by the driver applying the brake or accelerator. ACC and Lane Centering has a minimum operating speed of 20km/hr. Detection of lower speed limit will result in system entering standby. The Stop and Go functionality of this system operates as low as 0km/hr in traffic jam situations. Customers should read the Owner's Manual for full details of the limitations of the iACC system before activating the system. **19.** Driver-assist features are supplemental and do not replace the driver's attention, judgment and need to control the vehicle. May not operate at certain speeds, or in certain driving, road or weather conditions. See Owner's Manual for more information. Trailer Coverage system (requires a genuine factory fit tow bar) supports conventional trailer dimensions: up to 2.4m wide (measured at trailer front) and up to 10m long from the rear of your vehicle. Drivers will need to create a profile of their trailers in SYNC to support this system. **20.** Driver-assist features are supplemental and do not replace the driver's attention, judgment and need to control the vehicle. May not operate at certain speeds, or in certain driving, road or weather conditions. See Owner's Manual for more information. Road Edge Detection designed for use on rural roads at speeds of 65 – 110km/h. The feature does not detect every edge and does require a level of contrast between the road surface and the edge. **21.** Driver-assist features are supplemental and do not replace the driver's attention, judgment and need to control the vehicle. May not operate at certain speeds, or in certain driving, road or weather conditions. See Owner's Manual for more information. Pre-collision Assist with Automatic Emergency Braking detects pedestrians, but not in all conditions, and can help avoid or reduce a collision. It does not replace safe driving. See Owner's Manual for Limitations. **22.** Driver-assist features are supplemental and do not replace the driver's attention, judgement and need to control the vehicle. May not operate at certain speeds, or in certain driving, road or weather conditions. Please see Owner's Manual for more information. Reverse Brake Assist functions when in reverse and travelling at a speed of 2-12 km/h. **23.** Analogue Rear View Camera is provided and will need to be fitted to the vehicle by a body builder. Driver-assist features are supplemental and do not replace the driver's attention, judgment and need to control the vehicle. May not operate at certain speeds, or in certain driving, road or weather conditions. See Owner's Manual for more information. **24.** Maximum towing capacity-braked using a Genuine Ford tow pack. Subject to State and Territory regulations. To comply with these limits, occupants and / or luggage may need to be restricted to not exceed the GCM and GVM limits. For further details regarding passenger and luggage restrictions, please consult your authorised Ford Dealer and / or refer to the Owner's Manual. **25.** Drivers will need to create a profile of their trailers in SYNC to support the Trailer Brake Controller and must set the gain on the Brake Controller unit. **26.** Trailer Light Check requires a Factory Fit Tow Bar to be fitted and can be used via SYNC, or via FordPass app as a Connected Service. Where used via the app as a Connected Service, eligible vehicles receive 1 year of service from the Ford Express New Vehicle Warranty start date after which time, the Connected Service may cease to be available, or may be subject to a subscription fee. Users must have created a FordPass App account (terms apply) and have fully activated the vehicle's FordPass Connect modem to use this feature via the app.

4x4 | XLS, XLT Ranger 2022MY Specifications

	XLS	XLT	XLT	XLT
	4x4 Double Cab Pick-up	4x4 Double Cab Pick-up	4x4 Double Cab Pick-up	4x4 Double Cab Cab-Chassis
Engine	2.0L Bi -Turbo	2.0L Bi -Turbo	3.0L V6 Turbo-Diesel	3.0L V6 Turbo-Diesel
Maximum Power	154kW @ 3,750rpm	154kW @ 3,750rpm	184kW @ 3,250rpm	184kW @ 3,250rpm
Maximum Torque	500Nm @ 1,750-2,000rpm	500Nm @ 1,750-2,000rpm	600Nm @ 1,750-2,250rpm	600Nm @ 1,750-2,250rpm
Transmissions				
6-speed automatic transmission	-	-	-	-
10-speed automatic transmission	S	S	S	S
Driveline				
RWD	-	-	-	-
Part-time 4x4	S	S	-	-
Full-time 4WD	-	-	S	S
Selectable Drive Modes ¹				
- Normal	S	S	S	S
- Eco	S	S	S	S
- Tow / Haul	S	S	S	S
- Slippery	S	S	S	S
- Mud / Ruts ²	-	-	-	-
- Sand ³	-	-	-	-
- Sport	-	-	-	-
- Baja ⁴	-	-	-	-
- Rock Crawl ⁵	-	-	-	-
Fuel				
Combined Fuel Economy (L/100km) (Auto) ⁶	7.6	7.6	8.4	8.4
CO ₂ Emissions (g/km) (Auto) ⁶	201	201	222	222
Fuel Tank Capacity (L)	80	80	80	80
Fuel Type	Diesel	Diesel	Diesel	Diesel
Vehicle Masses (kg)				
Gross Combined Mass ⁷	6350	6350	6400	6400
Gross Vehicle Mass ⁷	3230	3230	3280	3280
Front Gross Axle Weight Rating ⁷	1450	1450	1490	1490
Rear Gross Axle Weight Rating ⁷	1959	1959	1959	1959
Kerb Weight ⁷	2272	2271	2331	2129
Payload (based on Kerb Weight) ⁷	958	959	949	1151
Minimum Kerb Weight ⁷	2151	2197	2256	2109
Payload (based on Min Kerb Weight) ⁷	1079	1033	1024	1171
Tare Weight ⁷	2208	2207	2267	2065
Chassis & Suspension				
Front Disc / Rear Drum brakes	S	-	-	-
Front and rear vented discs with electronic Brake Booster	-	S	S	S
Electrical Power Assisted Steering	S	S	S	S
Locking Rear Differential	S	S	S	S
Wheels				
16" Steel with All Season Tyres	-	-	-	-
16" Alloy with All Season Tyres	S	-	-	-

4x4 | XLS, XLT Ranger 2022MY Specifications

Certain vehicle models, options, packs and accessories listed are scheduled to launch progressively in 2022 and additional wait times may apply.

	XLS	XLT	XLT	XLT
	4x4 Double Cab Pick-up	4x4 Double Cab Pick-up	4x4 Double Cab Pick-up	4x4 Double Cab Cab-Chassis
Engine	2.0L Bi -Turbo	2.0L Bi -Turbo	3.0L V6 Turbo-Diesel	3.0L V6 Turbo-Diesel
Wheels continued.				
17" Alloy with All Season Tyres	-	S	S	S
17" Alloy with All Terrain BF Goodrich KO2 Tyres	-	-	-	-
18" Alloy with All Season Tyres	-	-	-	-
18" Alloy with All Terrain Tyres	-	-	-	-
Spare Wheel - 16" Steel	S	-	-	-
Spare Wheel - 17" Steel	-	S	S	S
Spare Wheel - 17" Alloy	-	-	-	-
Spare Wheel - 18" Alloy	-	-	-	-
T285/70 R17 BF Goodrich KO2 High Performance All-Terrain tyres	-	-	-	-
Exterior Lighting				
Headlamps - Halogen	S	-	-	-
Headlamps - LED	-	S	S	S
Headlamps - Matrix LED with Auto Leveling & Dynamic Bending	-	-	-	-
Daytime Running Lamps - Halogen	S	-	-	-
Daytime Running Lamps - LED	-	S	S	S
Front Fog Lamps - Halogen	S	S	-	-
Front Fog Lamps - LED	-	-	S	S
Taillamps - Halogen	-	-	-	S
Taillamps - LED	S	S	S	-
Tailgate Mounted Stop Light	S	S	S	-
Zone Lighting ⁸	-	P	P	-
Exterior				
Exterior Mirrors - Power Adjustable	S	S	S	S
Exterior Mirrors - Power Folding & Heated	S	S	S	S
Exterior Mirrors - Puddle Lamps	-	P	P	-
Steel Underbody Protection	S	S	S	S
Side Steps	S	S	S	-
Rear Box Step	S	S	S	-
Roof Rails	-	-	-	-
Sports Bar	-	S	S	-
Sports Hoop/Sailplane	-	-	-	-

S = Standard O = Factory Option that can be ordered before a vehicle is manufactured at an additional cost
P = Part of a Pack that can be ordered before a vehicle is manufactured at an additional cost A = Accessory fitted at Ford Dealer at an additional cost
Some features may be impacted by the removal of the standard load box fitted to the vehicle.

Disclaimer:

1. Driver-assist features are supplemental and do not replace the driver’s attention, judgment and need to control the vehicle. May not operate at certain speeds, or in certain driving, road or weather conditions. See Owner’s Manual for more information. **2.** Mud/Rut Mode intended for off-road use only. **3.** Sand Mode intended for off-road use only. **4.** Baja Mode intended for off-road use only. **5.** Rock Crawl Mode intended for off-road use only. **6.** Fuel consumption and emissions as per ADR 81/02 (combined cycle) and to be used for vehicle comparison purposes only. It is unlikely that these fuel consumption and emissions figures will be achieved in real world driving conditions. Actual fuel consumption and emissions will depend on many factors including the driver’s habits, prevailing conditions and the vehicle’s equipment, options and accessories, condition and use. **7.** Subject to State and Territory regulations. Kerb Weight includes the vehicle with a full tank of fuel, without occupants, luggage or cargo and with the heaviest possible combination of factory fitted optional equipment included. Minimum Kerb Weight includes the vehicle with a full tank of fuel, without occupants, luggage or cargo and with the lightest possible orderable combination of factory fit equipment. Tare Weight includes the vehicle with 10L of fuel, without occupants, luggage or cargo and with the heaviest possible combination of factory fitted optional equipment included. All payloads are calculated by deducting either the vehicle’s Kerb Weight, Minimum Kerb Weight or Tare Weight from its Gross Vehicle Mass (GVM). Payload (based on Kerb Weight) is the maximum combined value of occupants, cargo, added accessories, added structures and tow ball download (when towing). Ranger Raptor payload is calculated by deducting the vehicle’s Tare Weight from its Gross Vehicle Mass (GVM). All Chassis Cab payloads, kerb and tare weights exclude weights of tray bodies. Vehicle weights are approximate and subject to individual variances. Vehicles should be weighed before and after adding additional load, accessories or towing a trailer to ensure the maximum Gross Vehicle Mass (GVM), Gross Combined Mass (GCM) and Gross Axle Weight Ratings are not exceeded. **8.** Zone Lighting will not operate if battery charge is insufficient. The length of time that Zone Lighting will operate depends on the battery charge, the types of lights fitted to the vehicle (LED or Bulb) and other electrical loads connected to the vehicle. The system will automatically turn off after a period of time to preserve the battery’s engine starting performance.

4x4 | XLS, XLT Ranger 2022MY Specifications

	XLS	XLT	XLT	XLT
	4x4 Double Cab Pick-up	4x4 Double Cab Pick-up	4x4 Double Cab Pick-up	4x4 Double Cab Cab-Chassis
Engine	2.0L Bi -Turbo	2.0L Bi -Turbo	3.0L V6 Turbo-Diesel	3.0L V6 Turbo-Diesel
Load Box Elements				
Tailgate Ruler	S	-	-	-
Drop In Bedliner (without Tailgate Ruler)	-	S	S	-
Tough Spray-In Bedliner (incl. Tailgate Ruler)	O	O	O	-
12V Socket in Bedliner	-	S	S	-
Box Top Protective Capping with Load Box Access Caps	S	S	S	-
Aluminum Tie Down Rails	-	-	-	-
Inner Tie Downs	S	S	S	-
Cargo Management System	-	-	-	-
Load Rest	S	-	-	-
Load Box Illumination	S	S	S	-
Tailgate Cargo Clamps	S	S	S	-
Tailgate Cupholders	S	S	S	-
Power Tailgate Lock	S	S	S	-
Tailgate with Lift Assistance	S	S	S	-
Power Roller Shutter	-	-	-	-
Interior, Seating and Door Trim				
Leather Wrapped Steering Wheel & Gear Knob	-	S	S	S
Steering Wheel Reach & Height Adjust	S	S	S	S
Electric Parking Brake	-	S	S	S
e-Shifter	-	-	S	S
Seating Capacity	5	5	5	5
Heated Seats - Front Driver & Passenger	-	-	-	-
Seat Material - Cloth	S	-	-	-
Seat Material - Premium Cloth	-	S	S	S
Seat Material - Leather Accented	-	-	-	-
Driver Seat - 8-Way Manual	S	S	S	S
Driver Seat - 8-Way Power	-	-	-	-
Front Passenger Seat - 4-Way Manual	S	S	S	S
Front Passenger Seat - 6-Way Manual	-	-	-	-
Front Passenger Seat - 8-Way Power	-	-	-	-
Driver & Front Passenger Seat 10-Way Power	-	-	-	-
Child Seat Upper Anchorage Points (x 2)	S	S	S	S
Child Seat ISOFIX Anchorage Points (x 2)	S	S	S	S
Floor Covering - Vinyl	-	-	-	-
Floor Covering - Carpet	S	S	S	S
Floor Mats - Driver	S	S	S	S
Floor Mats - Driver & Front Passenger	-	-	-	-
Comfort and Convenience				
Ambient Lighting	-	-	-	-
Auxiliary Switch Bank	-	-	-	-
Centre Console with Single Lid and 2 Cup Holders	S	S	S	S
Instrument Panel Cup Holders	-	-	-	-
Charging				
- Auxiliary 12V Power Outlet - Centre Console Bin	S	S	S	S
- Auxiliary 12V Power Outlet - Rear of Centre Console	S	S	S	S
- USB Ports	3	3	3	3

4x4 | XLS, XLT Ranger 2022MY Specifications

Certain vehicle models, options, packs and accessories listed are scheduled to launch progressively in 2022 and additional wait times may apply.

	XLS	XLT	XLT	XLT
	4x4 Double Cab Pick-up	4x4 Double Cab Pick-up	4x4 Double Cab Pick-up	4x4 Double Cab Cab-Chassis
Engine	2.0L Bi -Turbo	2.0L Bi -Turbo	3.0L V6 Turbo-Diesel	3.0L V6 Turbo-Diesel
Comfort and Convenience continued.				
- Wireless Charging ⁹	-	-	-	-
- 12V Socket in Bedliner	-	S	S	-
Climate Control - Single-Zone Manual	S	-	-	-
Climate Control - Dual-Zone	P	S	S	S
Rear Air Vent Registers	P	S	S	S
Auto Headlamp On-Off & Auto High Beam	S	S	S	S
Front Power Windows	S	S	S	S
Rear Power Windows	S	S	S	S
Privacy Glass	-	S	S	S
Rain Sensing Windscreen Wipers	-	S	S	S
Rear Window Defrost	S	S	S	S
Electrochromatic Rear View Mirror	-	S	S	S
Underseat Stowage	S	S	S	S
Audio and Communication				
Embedded Modem	S	S	S	S
FordPass Connect ¹⁰ .	S	S	S	S
Colour Digital Instrument Cluster with Configurable Display - 8-inch	S	S	S	S
Colour Digital Instrument Cluster with Configurable Display - 12.4-inch	-	-	-	-
Colour Multi-Function Touch Screen Display - 10.1-inch	S	S	S	S
Colour Multi-Function Touch Screen Display - 12-inch	-	-	-	-
Speakers	6	6	6	6
B&O Premium Audio System (10 Speakers) ¹¹ .	-	-	-	-
Digital Audio (DAB+)	P	S	S	S
Bluetooth® with Phone / Audio Streaming ¹² .	S	S	S	S
1 Year of Connected Built In Satellite Navigation ¹³ .	P	S	S	S
SYNC®4A ¹⁴ .	S	-	-	-
SYNC®4A with Voice-Activated Controls ¹⁴ .	P	S	S	S
Steering Wheel Audio/Function Control	S	S	S	S
Wireless Apple CarPlay™ & Android Auto™ ¹⁵ .	S	S	S	S

S = Standard **O** = Factory Option that can be ordered before a vehicle is manufactured at an additional cost
P = Part of a Pack that can be ordered before a vehicle is manufactured at an additional cost **A** = Accessory fitted at Ford Dealer at an additional cost

Disclaimer:

9. Wireless Charging only available with compatible phones. **10.** Use of FordPass is subject to the FordPass Terms and Privacy Policy available on ford.com.au/fordpass and requires a compatible mobile device, internet access and software (including software updates from time to time). You are responsible for internet access, mobile network data and voice call services required for your use of the FordPass App on your mobile device, including associated fees. The FordPass App and FordPass Connect modem can only work when both are connected to the telecommunications network. Ford cannot guarantee that FordPass will be in fully operating condition at all times and the FordPass App may be unavailable or particular FordPass services interrupted. Ford is not responsible for any limitations or restrictions of the telecommunications network or of your mobile device. Warning: Local laws prohibit some phone functions while driving. Check your local road rules before using these functions. Use Remote Vehicle Start and Stop responsibly and only in well ventilated areas where you are aware of your vehicle's surroundings. **11.** BANG & OLUFSEN© 2022 and B&O© 2022. BANG & OLUFSEN™ and B&O™ are registered trademarks of Bang & Olufsen Group. Licensed by Harman Becker Automotive System Manufacturing Kft. All rights reserved. **12.** Bluetooth® is a registered trademark of Bluetooth SIG, Inc. and is under license. Some phones not compatible. **13.** Connected Built-In Satellite Navigation is a Connected Service where eligible vehicles receive 1 year of service from the Ford Express New Vehicle Warranty start date, after which time the service may cease to be available, or may be subject to a subscription fee. Users must have created a FordPass App account (terms apply), have fully activated the vehicle's FordPass Connect modem and have SYNC Location set to 'on' to use this feature. **14.** SYNC®4A features may not be compatible with all phones. For compatibility, see ford.com.au/sync. **15.** Apple CarPlay / Android Auto requires phone with compatible version of Apple iOS / Android™ (as applicable), active data service, and connection cable (sold separately). SYNC® does not control Apple CarPlay / Android Auto while in use. Apple / Google and other third parties are responsible for their respective functionality. Message and data rates may apply. Apple CarPlay, Siri Eyes Free, iPod and iPhone are trademarks of Apple Inc. registered in the US and other countries. Android Auto and Google Maps are trademarks of Google Inc. Ford Applink® is available on selected SYNC® models and is compatible with select smartphone platforms. Warning: Local laws prohibit some phone functions while driving. Check your local road rules before using these functions.

4x4 | XLS, XLT Ranger 2022MY Specifications

	XLS	XLT	XLT	XLT
	4x4 Double Cab Pick-up	4x4 Double Cab Pick-up	4x4 Double Cab Pick-up	4x4 Double Cab Cab-Chassis
Engine	2.0L Bi -Turbo	2.0L Bi -Turbo	3.0L V6 Turbo-Diesel	3.0L V6 Turbo-Diesel
Safety and Security				
Perimeter Alarm System	S	S	S	S
Alarm with Perimeter, Interior Motion & Vehicle Inclination Sensors	-	-	-	-
Airbags x 9 - Front, Side, Knee & Full Length Curtain (Driver & Passenger) & Far Side Driver Front Airbag	S	S	S	S
3 Point Lap Sash Seat Belt - All Positions	S	S	S	S
Child Proof Rear Door Locks	S	S	S	S
Emergency Assistance ¹⁶ .	S	S	S	S
Power Door Locks	S	S	S	S
Smart Keyless Entry with Push Button Start	P	S	S	S
Driver Assistance				
Active Park Assist 2.0 ¹⁷ .	-	-	-	-
Adaptive Cruise Control ¹⁷ .	S	-	-	-
Intelligent Adaptive Cruise Control with Stop & Go, Traffic Sign Recognition and Lane Centering ¹⁸ .	-	S	S	S
Intelligent Speed Assist ¹⁷ .	S	S	S	S
Auto Headlamp On-Off & Auto High Beam	S	S	S	S
Blind Spot Monitoring with Cross Traffic Alert ¹⁷ .	S	-	-	-
Blind Spot Monitoring with Cross Traffic Alert and Trailer Coverage ¹⁹ .	P	S	S	-
Dynamic Stability Control (DSC) incorporating ABS, Electronic Brakeforce Distribution, Emergency Brake Assist, Hill Start Assist, Load Adaptive Control, Roll Over Mitigation, Traction Control & Trailer Sway Control ¹⁷ .	S	S	S	S
Evasive Steer Assist ¹⁷ .	S	S	S	S
Lane Keeping Aid with Road Edge Detection and Driver Alert System ²⁰ .	S	S	S	S
Post Impact Braking ¹⁷ .	S	S	S	S
Pre-Collision Assist with Autonomous Emergency Braking (AEB) ²¹ .	S	S	S	S
Reverse Brake Assist ²² .	S	S	S	-
Parking Sensors - Front ¹⁷ .	S	S	S	-
Parking Sensors - Rear ¹⁷ .	S	S	S	-
Rear View Camera - Analogue ²³ .	-	-	-	S
Rear View Camera - Integrated Digital ¹⁷ .	S	S	S	-
360-Degree Camera ¹⁷ .	-	P	P	-
Traffic Sign Recognition ¹⁷ .	S	S	S	S
Tyre Pressure Monitoring System	-	S	S	S
Towing				
Maximum Braked Towing Capacity (kg) ²⁴ .	3,500	3,500	3,500	3,500
Tow Bar	-	S	S	S
Tow Bar with Integrated Trailer Brake Controller ²⁵ .	O	P	P	-
Integrated Trailer Brake Controller ²⁵ .	-	-	-	A
Trailer Light Check ²⁶ .	P	S	S	S
Towing Vehicle Integration with Towing Checklist	S	S	S	S
Tow Haul Mode (part of Selectable Drive Modes ¹⁷)	S	S	S	S

4x4 | XLS, XLT Ranger 2022MY Specifications

Certain vehicle models, options, packs and accessories listed are scheduled to launch progressively in 2022 and additional wait times may apply.

	XLS	XLT	XLT	XLT
	4x4 Double Cab Pick-up	4x4 Double Cab Pick-up	4x4 Double Cab Pick-up	4x4 Double Cab Cab-Chassis
Engine	2.0L Bi -Turbo	2.0L Bi -Turbo	3.0L V6 Turbo-Diesel	3.0L V6 Turbo-Diesel
Off-Road				
Off-Road Screen	-	-	-	-
Hill Descent Control ¹⁷ .	S	S	S	S
Locking Rear Differential	S	S	S	S
Front Recovery Hook	1	1	1	1
Rear Recovery Hook	-	-	-	-
Factory Options				
Tough Spray-In Bedliner (incl. Tailgate Ruler)	O	O	O	-
17" Alloy Wheels with All-Terrain Tyres with 17" Steel Spare Wheel	O	-	-	-
17" All Terrain Tyres	-	O	O	O
Towing Pack - Tow Bar with Integrated Trailer Brake Controller ²⁵ . and Trailer Light Check ²⁶ .	O	-	-	-
Blind Spot Monitoring Trailer Coverage ¹⁹ .	O	S	S	-
Touring Pack - Integrated Trailer Brake Controller ²⁵ . 360 Camera ¹⁷ . Puddle Lamps & Zone Lighting ²⁷ .	-	O	O	-
XLS Tech Pack - SYNC® 4A with Voice-Activated Controls and 1 Year of Connected Built In Satellite Navigation ²⁸ . Digital Audio (DAB+), Dual-Zone Climate Control, Rear Air Vent Registers, Smart Keyless Entry with Push Button Start and Body Coloured Door Handles	O	-	-	-
Prestige Paint	O	O	O	O

S = Standard **O** = Factory Option that can be ordered before a vehicle is manufactured at an additional cost
P = Part of a Pack that can be ordered before a vehicle is manufactured at an additional cost **A** = Accessory fitted at Ford Dealer at an additional cost

Disclaimer:

16. Emergency Assistance feature needs a paired and in range mobile phone. Can activate in the event of a crash which deploys an airbag or activates the fuel pump shut off. **17.** Driver-assist features are supplemental and do not replace the driver’s attention, judgment and need to control the vehicle. May not operate at certain speeds, or in certain driving, road or weather conditions. See Owner’s Manual for more information. **18.** Driver-assist features are supplemental and do not replace the driver’s attention, judgement and need to control the vehicle. May not operate at certain speeds, or in certain driving, road or weather conditions. Please see Owner’s Manual for more information. iACC uses various data to adjust the set speed of the vehicle to the speed limit detected by the system. The iACC system will not always detect the correct speed limit and may set a vehicle speed that is above or below the actual speed limit. If the system does this, it can be overridden by the driver applying the brake or accelerator. ACC and Lane Centering has a minimum operating speed of 20km/hr. Detection of lower speed limit will result in system entering standby. The Stop and Go functionality of this system operates as low as 0km/hr in traffic jam situations. Customers should read the Owner’s Manual for full details of the limitations of the iACC system before activating the system. **19.** Driver-assist features are supplemental and do not replace the driver’s attention, judgment and need to control the vehicle. May not operate at certain speeds, or in certain driving, road or weather conditions. See Owner’s Manual for more information. Trailer Coverage system (requires a genuine factory fit tow bar) supports conventional trailer dimensions: up to 2.4m wide (measured at trailer front) and up to 10m long from the rear of your vehicle. Drivers will need to create a profile of their trailers in SYNC to support this system. **20.** Driver-assist features are supplemental and do not replace the driver’s attention, judgment and need to control the vehicle. May not operate at certain speeds, or in certain driving, road or weather conditions. See Owner’s Manual for more information. Road Edge Detection designed for use on rural roads at speeds of 65 – 110km/h. The feature does not detect every edge and does require a level of contrast between the road surface and the edge. **21.** Driver-assist features are supplemental and do not replace the driver’s attention, judgment and need to control the vehicle. May not operate at certain speeds, or in certain driving, road or weather conditions. See Owner’s Manual for more information. Pre-collision Assist with Automatic Emergency Braking detects pedestrians, but not in all conditions, and can help avoid or reduce a collision. It does not replace safe driving. See Owner’s Manual for Limitations. **22.** Driver-assist features are supplemental and do not replace the driver’s attention, judgement and need to control the vehicle. May not operate at certain speeds, or in certain driving, road or weather conditions. Please see Owner’s Manual for more information. Reverse Brake Assist functions when in reverse and travelling at a speed of 2-12 km/h. **23.** Analogue Rear View Camera is provided and will need to be fitted to the vehicle by a body builder. Driver-assist features are supplemental and do not replace the driver’s attention, judgment and need to control the vehicle. May not operate at certain speeds, or in certain driving, road or weather conditions. See Owner’s Manual for more information. **24.** Maximum towing capacity-braked using a Genuine Ford tow pack. Subject to State and Territory regulations. To comply with these limits, occupants and / or luggage may need to be restricted to not exceed the GCM and GVM limits. For further details regarding passenger and luggage restrictions, please consult your authorised Ford Dealer and / or refer to the Owner’s Manual. **25.** Drivers will need to create a profile of their trailers in SYNC to support the Trailer Brake Controller and must set the gain on the Brake Controller unit. **26.** Trailer Light Check requires a Factory Fit Tow Bar to be fitted and can be used via SYNC, or via FordPass app as a Connected Service. Where used via the app as a Connected Service, eligible vehicles receive 1 year of service from the Ford Express New Vehicle Warranty start date after which time, the Connected Service may cease to be available, or may be subject to a subscription fee. Users must have created a FordPass App account (terms apply) and have fully activated the vehicle’s FordPass Connect modem to use this feature via the app. **27.** Zone Lighting will not operate if battery charge is insufficient. The length of time that Zone Lighting will operate depends on the battery charge, the types of lights fitted to the vehicle (LED or Bulb) and other electrical loads connected to the vehicle. The system will automatically turn off after a period of time to preserve the battery’s engine starting performance. **28.** Connected Built-In Satellite Navigation is a Connected Service where eligible vehicles receive 1 year of service from the Ford Express New Vehicle Warranty start date, after which time the service may cease to be available, or may be subject to a subscription fee. Users must have created a FordPass App account (terms apply), have fully activated the vehicle’s FordPass Connect modem and have SYNC Location set to ‘on’ to use this feature.

4x4 | Sport, Wildtrak, Raptor Ranger 2022MY Specifications

	Sport	Sport	Wildtrak	Wildtrak	Raptor
	4x4 Double Cab Pick-up	4x4 Double Cab Pick-up	4x4 Double Cab Pick-up	4x4 Double Cab Pick-up	4x4 Double Cab Pick-up
Engine	2.0L Bi -Turbo	3.0L V6 Turbo-Diesel	2.0L Bi -Turbo	3.0L V6 Turbo-Diesel	3.0L V6 Twin-Turbo EcoBoost
Maximum Power	154kW @ 3,750rpm	184kW @ 3,250rpm	154kW @ 3,750rpm	184kW @ 3,250rpm	292kW @ 5,650rpm ¹
Maximum Torque	500Nm @ 1,750-2,000rpm	600Nm @ 1,750-2,250rpm	500Nm @ 1,750-2,000rpm	600Nm @ 1,750-2,250rpm	583Nm @ 3,500rpm ¹
Transmissions					
6-speed automatic transmission	-	-	-	-	-
10-speed automatic transmission	S	S	S	S	S
Driveline					
RWD	-	-	-	-	-
Part-time 4x4	S	-	S	-	-
Full-time 4WD	-	S	-	S	S
Selectable Drive Modes ²					
- Normal	S	S	S	S	S
- Eco	S	S	S	S	-
- Tow / Haul	S	S	S	S	-
- Slippery	S	S	S	S	S
- Mud / Ruts ³	S	S	S	S	S
- Sand ⁴	S	S	S	S	S
- Sport	-	-	-	-	S
- Baja ⁵	-	-	-	-	S
- Rock Crawl ⁶	-	-	-	-	S
Fuel					
Combined Fuel Economy (L/100km)(Auto) ⁷	7.6	8.4	7.6	8.4	11.5
CO ₂ Emissions (g/km)(Auto) ⁷	201	222	201	222	262
Fuel Tank Capacity (L)	80	80	80	80	80
Fuel Type	Diesel	Diesel	Diesel	Diesel	Petrol
Vehicle Masses (kg)					
Gross Combined Mass ⁸	6350	6400	6350	6400	5370
Gross Vehicle Mass ⁸	3230	3280	3280	3350	3130
Front Gross Axle Weight Rating ⁸	1450	1490	1490	1490	1520
Rear Gross Axle Weight Rating ⁸	1959	1959	1959	1959	1700
Kerb Weight ⁸	2288	2346	2341	2399	2475
Payload (based on Kerb Weight) ⁸	942	934	939	951	-
Minimum Kerb Weight ⁸	2206	2264	2271	2329	2413
Payload (based on Min Kerb Weight) ⁸	1024	1016	1009	1021	717
Tare Weight ⁸	2224	2282	2277	2335	2422
Payload (based on Tare Weight) ⁸	-	-	-	-	708
Chassis & Suspension					
Front Disc / Rear Drum brakes	-	-	-	-	-
Front and rear vented discs with electronic Brake Booster	S	S	S	S	S
Electrical Power Assisted Steering	S	S	S	S	S
Locking Rear Differential	S	S	S	S	S
Wheels					
16" Steel with All Season Tyres	-	-	-	-	-
16" Alloy with All Season Tyres	-	-	-	-	-
17" Alloy with All Season Tyres	-	-	-	-	-
17" Alloy with All Terrain BF Goodrich KO2 Tyres	-	-	-	-	S
18" Alloy with All Season Tyres	S	S	-	-	-

4x4 | Sport, Wildtrak, Raptor Ranger 2022MY Specifications

Certain vehicle models, options, packs and accessories listed are scheduled to launch progressively in 2022 and additional wait times may apply.

	Sport	Sport	Wildtrak	Wildtrak	Raptor
	4x4 Double Cab Pick-up	4x4 Double Cab Pick-up	4x4 Double Cab Pick-up	4x4 Double Cab Pick-up	4x4 Double Cab Pick-up
Engine	2.0L Bi -Turbo	3.0L V6 Turbo-Diesel	2.0L Bi -Turbo	3.0L V6 Turbo-Diesel	3.0L V6 Twin-Turbo EcoBoost
Wheels continued.					
18" Alloy with All Terrain Tyres	-	-	S	S	-
Spare Wheel - 16" Steel	-	-	-	-	-
Spare Wheel - 17" Steel	-	-	-	-	-
Spare Wheel - 17" Alloy	-	-	-	-	S
Spare Wheel - 18" Alloy	S	S	S	S	-
T285/70 R17 BF Goodrich KO2 High Performance All-Terrain tyres	-	-	-	-	S
Exterior Lighting					
Headlamps - Halogen	-	-	-	-	-
Headlamps - LED	S	S	S	S	-
Headlamps - Matrix LED with Auto Leveling & Dynamic Bending	-	-	P	P	S
Daytime Running Lamps - Halogen	-	-	-	-	-
Daytime Running Lamps - LED	S	S	S	S	S
Front Fog Lamps - Halogen	-	-	-	-	-
Front Fog Lamps - LED	S	S	S	S	S
Taillamps - Halogen	-	-	-	-	-
Taillamps - LED	S	S	S	S	S
Tailgate Mounted Stop Light	S	S	S	S	S
Zone Lighting ⁹	P	P	S	S	S
Exterior					
Exterior Mirrors - Power Adjustable	S	S	S	S	S
Exterior Mirrors - Power Folding & Heated	S	S	S	S	S
Exterior Mirrors - Puddle Lamps	P	P	S	S	S
Steel Underbody Protection	S	S	S	S	S
Side Steps	S	S	S	S	S
Rear Box Step	S	S	S	S	-
Roof Rails	-	-	S	S	-
Sports Bar	S	S	-	-	-
Sports Hoop/Sailplane	-	-	S	S	-

S = Standard **O** = Factory Option that can be ordered before a vehicle is manufactured at an additional cost
P = Part of a Pack that can be ordered before a vehicle is manufactured at an additional cost **A** = Accessory fitted at Ford Dealer at an additional cost

Disclaimer:

1. 98RON fuel is required to achieve the kW and Nm numbers stated. 2. Driver-assist features are supplemental and do not replace the driver's attention, judgment and need to control the vehicle. May not operate at certain speeds, or in certain driving, road or weather conditions. See Owner's Manual for more information. 3. Mud/Rut Mode intended for off-road use only. 4. Sand Mode intended for off-road use only. 5. Baja Mode intended for off-road use only. 6. Rock Crawl Mode intended for off-road use only. 7. Fuel consumption and emissions as per ADR 81/02 (combined cycle) and to be used for vehicle comparison purposes only. It is unlikely that these fuel consumption and emissions figures will be achieved in real world driving conditions. Actual fuel consumption and emissions will depend on many factors including the driver's habits, prevailing conditions and the vehicle's equipment, options and accessories, condition and use. 8. Subject to State and Territory regulations. Kerb Weight includes the vehicle with a full tank of fuel, without occupants, luggage or cargo and with the heaviest possible combination of factory fitted optional equipment included. Minimum Kerb Weight includes the vehicle with a full tank of fuel, without occupants, luggage or cargo and with the lightest possible orderable combination of factory fit equipment. Tare Weight includes the vehicle with 10L of fuel, without occupants, luggage or cargo and with the heaviest possible combination of factory fitted optional equipment included. All payloads are calculated by deducting either the vehicle's Kerb Weight, Minimum Kerb Weight or Tare Weight from its Gross Vehicle Mass (GVM). Payload (based on Kerb Weight) is the maximum combined value of occupants, cargo, added accessories, added structures and tow ball download (when towing). Ranger Raptor payload is calculated by deducting the vehicle's Tare Weight from its Gross Vehicle Mass (GVM). All Chassis Cab payloads, kerb and tare weights exclude weights of tray bodies. Vehicle weights are approximate and subject to individual variances. Vehicles should be weighed before and after adding additional load, accessories or towing a trailer to ensure the maximum Gross Vehicle Mass (GVM), Gross Combined Mass (GCM) and Gross Axle Weight Ratings are not exceeded. 9. Zone Lighting will not operate if battery charge is insufficient. The length of time that Zone Lighting will operate depends on the battery charge, the types of lights fitted to the vehicle (LED or Bulb) and other electrical loads connected to the vehicle. The system will automatically turn off after a period of time to preserve the battery's engine starting performance.

4x4 | Sport, Wildtrak, Raptor Ranger 2022MY Specifications

	Sport	Sport	Wildtrak	Wildtrak	Raptor
	4x4 Double Cab Pick-up	4x4 Double Cab Pick-up	4x4 Double Cab Pick-up	4x4 Double Cab Pick-up	4x4 Double Cab Pick-up
Engine	2.0L Bi -Turbo	3.0L V6 Turbo-Diesel	2.0L Bi -Turbo	3.0L V6 Turbo-Diesel	3.0L V6 Twin-Turbo EcoBoost
Load Box Elements					
Tailgate Ruler	-	-	-	-	S
Drop In Bedliner (without Tailgate Ruler)	S	S	S	S	-
Tough Spray-In Bedliner (incl. Tailgate Ruler)	O	O	-	-	S
12V Socket in Bedliner	S	S	S	S	S
Box Top Protective Capping with Load Box Access Caps	S	S	-	-	S
Aluminum Tie Down Rails	-	-	S	S	-
Inner Tie Downs	S	S	S	S	S
Cargo Management System	-	-	S	S	-
Load Rest	-	-	-	-	-
Load Box Illumination	S	S	S	S	S
Tailgate Cargo Clamps	S	S	S	S	S
Tailgate Cupholders	S	S	S	S	S
Power Tailgate Lock	S	S	S	S	S
Tailgate with Lift Assistance	S	S	S	S	S
Interior, Seating and Door Trim					
Leather Wrapped Steering Wheel & Gear Knob	S	S	S	S	S
Steering Wheel Reach & Height Adjust	S	S	S	S	S
Electric Parking Brake	S	S	S	S	S
e-Shifter	S	S	S	S	S
Seating Capacity	5	5	5	5	5
Heated Seats - Front Driver & Passenger	-	-	S	S	S
Seat Material - Cloth	-	-	-	-	-
Seat Material - Premium Cloth	-	-	-	-	-
Seat Material - Leather Accented	S	S	S	S	S
Driver Seat - 8-Way Manual	-	-	-	-	-
Driver Seat - 8-Way Power	S	S	S	S	-
Front Passenger Seat - 4-Way Manual	-	-	-	-	-
Front Passenger Seat - 6-Way Manual	S	S	-	-	-
Front Passenger Seat - 8-Way Power	-	-	S	S	-
Driver & Front Passenger Seat 10-Way Power	-	-	-	-	S
Child Seat Upper Anchorage Points (x 2)	S	S	S	S	S
Child Seat ISOFIX Anchorage Points (x 2)	S	S	S	S	S
Floor Covering - Vinyl	-	-	-	-	-
Floor Covering - Carpet	S	S	S	S	S
Floor Mats - Driver	-	-	-	-	-
Floor Mats - Driver & Front Passenger	S	S	S	S	S
Comfort and Convenience					
Ambient Lighting	-	-	S	S	S
Auxiliary Switch Bank	-	-	P	P	S
Centre Console with Single Lid and 2 Cup Holders	S	S	S	S	S
Instrument Panel Cup Holders	-	-	S	S	S

4x4 | Sport, Wildtrak, Raptor Ranger 2022MY Specifications

Certain vehicle models, options, packs and accessories listed are scheduled to launch progressively in 2022 and additional wait times may apply.

	Sport	Sport	Wildtrak	Wildtrak	Raptor
	4x4 Double Cab Pick-up	4x4 Double Cab Pick-up	4x4 Double Cab Pick-up	4x4 Double Cab Pick-up	4x4 Double Cab Pick-up
Engine	2.0L Bi -Turbo	3.0L V6 Turbo-Diesel	2.0L Bi -Turbo	3.0L V6 Turbo-Diesel	3.0L V6 Twin-Turbo EcoBoost
Charging					
- Auxiliary 12V Power Outlet - Centre Console Bin	S	S	S	S	S
- Auxiliary 12V Power Outlet - Rear of Centre Console	S	S	-	-	-
- USB Ports	3	3	5	5	5
- Wireless Charging ¹⁰ .	S	S	S	S	S
- 12V Socket in Bedliner	S	S	S	S	S
Climate Control - Single-Zone Manual	-	-	-	-	-
Climate Control - Dual-Zone	S	S	S	S	S
Rear Air Vent Registers	S	S	S	S	S
Auto Headlamp On-Off & Auto High Beam	S	S	S	S	S
Front Power Windows	S	S	S	S	S
Rear Power Windows	S	S	S	S	S
Privacy Glass	S	S	S	S	S
Rain Sensing Windscreen Wipers	S	S	S	S	S
Rear Window Defrost	S	S	S	S	S
Electrochromatic Rear View Mirror	S	S	S	S	S
Underseat Stowage	S	S	S	S	S
Audio and Communication					
Embedded Modem	S	S	S	S	S
FordPass Connect ¹¹ .	S	S	S	S	S
Colour Digital Instrument Cluster with Configurable Display - 8-inch	S	S	S	S	-
Colour Digital Instrument Cluster with Configurable Display - 12.4-inch	-	-	-	-	S
Colour Multi-Function Touch Screen Display - 10.1-inch	S	S	-	-	-
Colour Multi-Function Touch Screen Display - 12-inch	-	-	S	S	S
Speakers	6	6	6	6	10
B&O Premium Audio System (10 Speakers) ¹² .	-	-	P	P	S
Digital Audio (DAB+)	S	S	S	S	S
Bluetooth® with Phone/Audio Streaming ¹³ .	S	S	S	S	S
1 Year of Connected Built In Satellite Navigation ¹⁴ .	S	S	S	S	S
SYNC® 4A ¹⁵ .	-	-	-	-	-
SYNC® 4A with Voice-Activated Controls ¹⁵ .	S	S	S	S	S
Steering Wheel Audio/Function Control	S	S	S	S	S
Wireless Apple CarPlay™ & Android Auto™ ¹⁶ .	S	S	S	S	S

S = Standard **O** = Factory Option that can be ordered before a vehicle is manufactured at an additional cost
P = Part of a Pack that can be ordered before a vehicle is manufactured at an additional cost **A** = Accessory fitted at Ford Dealer at an additional cost

Disclaimer:

10. Wireless Charging only available with compatible phones. **11.** Use of FordPass is subject to the FordPass Terms and Privacy Policy available on ford.com.au/fordpass and requires a compatible mobile device, internet access and software (including software updates from time to time). You are responsible for internet access, mobile network data and voice call services required for your use of the FordPass App on your mobile device, including associated fees. The FordPass App and FordPass Connect modem can only work when both are connected to the telecommunications network. Ford cannot guarantee that FordPass will be in fully operating condition at all times and the FordPass App may be unavailable or particular FordPass services interrupted. Ford is not responsible for any limitations or restrictions of the telecommunications network or of your mobile device. Warning: Local laws prohibit some phone functions while driving. Check your local road rules before using these functions. Use Remote Vehicle Start and Stop responsibly and only in well ventilated areas where you are aware of your vehicle's surroundings. **12.** BANG & OLUFSEN© 2022 and B&O© 2022. BANG & OLUFSEN™ and B&O™ are registered trademarks of Bang & Olufsen Group. Licensed by Harman Becker Automotive System Manufacturing Kft. All rights reserved. **13.** Bluetooth® is a registered trademark of Bluetooth SIG, Inc. and is under license. Some phones not compatible. **14.** Connected Built-In Satellite Navigation is a Connected Service where eligible vehicles receive 1 year of service from the Ford Express New Vehicle Warranty start date, after which time the service may cease to be available, or may be subject to a subscription fee. Users must have created a FordPass App account (terms apply), have fully activated the vehicle's FordPass Connect modem and have SYNC Location set to 'on' to use this feature. **15.** SYNC® 4A features may not be compatible with all phones. For compatibility, see ford.com.au/sync. **16.** Apple CarPlay / Android Auto requires phone with compatible version of Apple iOS / Android™ (as applicable), active data service, and connection cable (sold separately). SYNC® does not control Apple CarPlay / Android Auto while in use. Apple / Google and other third parties are responsible for their respective functionality. Message and data rates may apply. Apple CarPlay, Siri Eyes Free, iPod and iPhone are trademarks of Apple Inc. registered in the US and other countries. Android Auto and Google Maps are trademarks of Google Inc. Ford Applink® is available on selected SYNC® models and is compatible with select smartphone platforms. Warning: Local laws prohibit some phone functions while driving. Check your local road rules before using these functions.

4x4 | Sport, Wildtrak, Raptor Ranger 2022MY Specifications

	Sport	Sport	Wildtrak	Wildtrak	Raptor
	4x4 Double Cab Pick-up	4x4 Double Cab Pick-up	4x4 Double Cab Pick-up	4x4 Double Cab Pick-up	4x4 Double Cab Pick-up
Engine	2.0L Bi -Turbo	3.0L V6 Turbo-Diesel	2.0L Bi -Turbo	3.0L V6 Turbo-Diesel	3.0L V6 Twin-Turbo EcoBoost
Safety and Security					
Perimeter Alarm System	-	-	-	-	-
Alarm with Perimeter, Interior Motion & Vehicle Inclination Sensors	S	S	S	S	S
Airbags x 9 - Front, Side, Knee & Full Length Curtain (Driver & Passenger) & Far Side Driver Front Airbag	S	S	S	S	S
3 Point Lap Sash Seat Belt - All Positions	S	S	S	S	S
Child Proof Rear Door Locks	S	S	S	S	S
Emergency Assistance ¹⁷	S	S	S	S	S
Power Door Locks	S	S	S	S	S
Smart Keyless Entry with Push Button Start	S	S	S	S	S
Driver Assistance					
Active Park Assist 2.0 ¹⁸	-	-	S	S	S
Adaptive Cruise Control ¹⁸	-	-	-	-	-
Intelligent Adaptive Cruise Control with Stop & Go, Traffic Sign Recognition and Lane Centering ¹⁹	S	S	S	S	S
Intelligent Speed Assist ¹⁸	S	S	S	S	S
Auto Headlamp On-Off & Auto High Beam	S	S	S	S	S
Blind Spot Monitoring with Cross Traffic Alert ¹⁸	-	-	-	-	-
Blind Spot Monitoring with Cross Traffic Alert and Trailer Coverage ²⁰	S	S	S	S	S
Dynamic Stability Control (DSC) incorporating ABS, Electronic Brakeforce Distribution, Emergency Brake Assist, Hill Start Assist, Load Adaptive Control, Roll Over Mitigation, Traction Control & Trailer Sway Control ¹⁸	S	S	S	S	S
Evasive Steer Assist ¹⁸	S	S	S	S	S
Lane Keeping Aid with Road Edge Detection and Driver Alert System ²¹	S	S	S	S	S
Post Impact Braking ¹⁸	S	S	S	S	S
Pre-Collision Assist with Autonomous Emergency Braking (AEB) ²²	S	S	S	S	S
Reverse Brake Assist ²³	S	S	S	S	S
Parking Sensors - Front ¹⁸	S	S	S	S	S
Parking Sensors - Rear ¹⁸	S	S	S	S	S
Rear View Camera - Analogue ²⁴	-	-	-	-	-
Rear View Camera - Integrated Digital ¹⁸	S	S	S	S	S
360-Degree Camera ¹⁸	P	P	S	S	S
Traffic Sign Recognition ¹⁸	S	S	S	S	S
Tyre Pressure Monitoring System	S	S	S	S	S
Towing					
Maximum Braked Towing Capacity (kg) ²⁵	3,500	3,500	3,500	3,500	2,500
Tow Bar	S	S	-	-	-
Tow Bar with Integrated Trailer Brake Controller ²⁶	P	P	S	S	S
Integrated Trailer Brake Controller ²⁶	-	-	-	-	-
Trailer Light Check ²⁷	S	S	S	S	S
Towing Vehicle Integration with Towing Checklist	S	S	S	S	S
Tow Haul Mode (part of Selectable Drive Modes ¹⁸)	S	S	S	S	-

4x4 | Sport, Wildtrak, Raptor Ranger 2022MY Specifications

Certain vehicle models, options, packs and accessories listed are scheduled to launch progressively in 2022 and additional wait times may apply.

	Sport	Sport	Wildtrak	Wildtrak	Raptor
	4x4 Double Cab Pick-up	4x4 Double Cab Pick-up	4x4 Double Cab Pick-up	4x4 Double Cab Pick-up	4x4 Double Cab Pick-up
Engine	2.0L Bi -Turbo	3.0L V6 Turbo-Diesel	2.0L Bi -Turbo	3.0L V6 Turbo-Diesel	3.0L V6 Twin-Turbo EcoBoost
Off-Road					
Off-Road Screen ¹⁸	S	S	S	S	S
Hill Descent Control ¹⁸	S	S	S	S	S
Locking Rear Differential	S	S	S	S	S
Front Recovery Hook	2	2	2	2	2
Rear Recovery Hook	-	-	-	-	2
Factory Options					
Tough Spray-In Bedliner (incl. Tailgate Ruler)	O	O	-	-	-
18" Alloy Wheels with All-Terrain Tyres with 18" Steel Spare Wheel	O	O	-	-	-
17" Beadlock Capable Wheels	-	-	-	-	O
Touring Pack - Integrated Trailer Brake Controller ²⁶ , 360 Camera ¹⁸ , Puddle Lamps & Zone Lighting ²⁸	O	O	-	-	-
Wildtrak Premium Pack – Auxiliary Switch Bank, Matrix LED Headlamp & Taillamps & B&O Premium Audio System ²⁹	-	-	O	O	-
Prestige Paint	O	O	O	O	O
Raptor Decal Pack	-	-	-	-	O

S = Standard O = Factory Option that can be ordered before a vehicle is manufactured at an additional cost
P = Part of a Pack that can be ordered before a vehicle is manufactured at an additional cost A = Accessory fitted at Ford Dealer at an additional cost

Disclaimer:

17. Emergency Assistance feature needs a paired and in range mobile phone. Can activate in the event of a crash which deploys an airbag or activates the fuel pump shut off. 18. Driver- assist features are supplemental and do not replace the driver's attention, judgment and need to control the vehicle. May not operate at certain speeds, or in certain driving, road or weather conditions. See Owner's Manual for more information. 19. Driver-assist features are supplemental and do not replace the driver's attention, judgement and need to control the vehicle. May not operate at certain speeds, or in certain driving, road or weather conditions. Please see Owner's Manual for more information. iACC uses various data to adjust the set speed of the vehicle to the speed limit detected by the system. The iACC system will not always detect the correct speed limit and may set a vehicle speed that is above or below the actual speed limit. If the system does this, it can be overridden by the driver applying the brake or accelerator. ACC and Lane Centering has a minimum operating speed of 20km/hr. Detection of lower speed limit will result in system entering standby. The Stop and Go functionality of this system operates as low as 0km/hr in traffic jam situations. Customers should read the Owner's Manual for full details of the limitations of the iACC system before activating the system. 20. Driver-assist features are supplemental and do not replace the driver's attention, judgment and need to control the vehicle. May not operate at certain speeds, or in certain driving, road or weather conditions. See Owner's Manual for more information. Trailer Coverage system (requires a genuine factory fit tow bar) supports conventional trailer dimensions: up to 2.4m wide (measured at trailer front) and up to 10m long from the rear of your vehicle. Drivers will need to create a profile of their trailers in SYNC to support this system. 21. Driver-assist features are supplemental and do not replace the driver's attention, judgment and need to control the vehicle. May not operate at certain speeds, or in certain driving, road or weather conditions. See Owner's Manual for more information. Road Edge Detection designed for use on rural roads at speeds of 65 – 110km/h. The feature does not detect every edge and does require a level of contrast between the road surface and the edge. 22. Driver-assist features are supplemental and do not replace the driver's attention, judgment and need to control the vehicle. May not operate at certain speeds, or in certain driving, road or weather conditions. See Owner's Manual for more information. Pre-collision Assist with Automatic Emergency Braking detects pedestrians, but not in all conditions, and can help avoid or reduce a collision. It does not replace safe driving. See Owner's Manual for Limitations. 23. Driver-assist features are supplemental and do not replace the driver's attention, judgement and need to control the vehicle. May not operate at certain speeds, or in certain driving, road or weather conditions. Please see Owner's Manual for more information. Reverse Brake Assist functions when in reverse and travelling at a speed of 2-12 km/h. 24. Analogue Rear View Camera is provided and will need to be fitted to the vehicle by a body builder. Driver-assist features are supplemental and do not replace the driver's attention, judgment and need to control the vehicle. May not operate at certain speeds, or in certain driving, road or weather conditions. See Owner's Manual for more information. 25. Maximum towing capacity-braked using a Genuine Ford tow pack. Subject to State and Territory regulations. To comply with these limits, occupants and / or luggage may need to be restricted to not exceed the GCM and GVM limits. For further details regarding passenger and luggage restrictions, please consult your authorised Ford Dealer and / or refer to the Owner's Manual. 26. Drivers will need to create a profile of their trailers in SYNC to support the Trailer Brake Controller and must set the gain on the Brake Controller unit. 27. Trailer Light Check requires a Factory Fit Tow Bar to be fitted and can be used via SYNC, or via FordPass app as a Connected Service. Where used via the app as a Connected Service, eligible vehicles receive 1 year of service from the Ford Express New Vehicle Warranty start date after which time, the Connected Service may cease to be available, or may be subject to a subscription fee. Users must have created a FordPass App account (terms apply) and have fully activated the vehicle's FordPass Connect modem to use this feature via the app. 28. Zone Lighting will not operate if battery charge is insufficient. The length of time that Zone Lighting will operate depends on the battery charge, the types of lights fitted to the vehicle (LED or Bulb) and other electrical loads connected to the vehicle. The system will automatically turn off after a period of time to preserve the battery's engine starting performance. 29. BANG & OLUFSEN© 2022 and B&O© 2022. BANG & OLUFSEN™ and B&O™ are registered trademarks of Bang & Olufsen Group. Licensed by Harman Becker Automotive System Manufacturing Kft. All rights reserved.